

Results and timing service provided by **TISSOT**

MotoGP™

MICHELIN® GRAND PRIX DE FRANCE

Tissot Sprint

Classification after 13 laps = 54.405 km

29

Pos	Rider	Nation	Team	Motorcycle	Total Time	Km/h	Gap
1	89 Jorge MARTIN	SPA	Prima Pramac Racing	DUCATI	19'49.694	164.6	
2	93 Marc MARQUEZ	SPA	Gresini Racing MotoGP	DUCATI	19'51.974	164.3	2.280
3	12 Maverick VIÑALES	SPA	Aprilia Racing	APRILIA	19'53.868	164.0	4.174
4	23 Enea BASTIANINI	ITA	Ducati Lenovo Team	DUCATI	19'54.492	163.9	4.798
5	41 Aleix ESPARGARO	SPA	Aprilia Racing	APRILIA	19'57.392	163.5	7.698
6	31 Pedro ACOSTA	SPA	Red Bull GASGAS Tech3	KTM	19'58.879	163.3	9.185
7	49 Fabio DI GIANNANTONIO	ITA	Pertamina Enduro VR46 Racing T	DUCATI	20'00.884	163.0	11.190
8	43 Jack MILLER	AUS	Red Bull KTM Factory Racing	KTM	20'01.210	163.0	11.516
9	25 Raul FERNANDEZ	SPA	Trackhouse Racing	APRILIA	20'01.951	162.9	12.257
10	20 Fabio QUARTARARO	FRA	Monster Energy Yamaha MotoGP	YAMAHA	20'02.393	162.8	12.699
11	88 Miguel OLIVEIRA	POR	Trackhouse Racing	APRILIA	20'03.186	162.7	13.492
12	21 Franco MORBIDELLI	ITA	Prima Pramac Racing	DUCATI	20'05.272	162.5	15.578
13	5 Johann ZARCO	FRA	CASTROL Honda LCR	HONDA	20'06.133	162.3	16.439
14	73 Alex MARQUEZ	SPA	Gresini Racing MotoGP	DUCATI	20'06.510	162.3	16.816
15	33 Brad BINDER	RSA	Red Bull KTM Factory Racing	KTM	20'06.663	162.3	16.969
16	30 Takaaki NAKAGAMI	JPN	IDEMITSU Honda LCR	HONDA	20'08.817	162.0	19.123
17	37 Augusto FERNANDEZ	SPA	Red Bull GASGAS Tech3	KTM	20'13.312	161.4	23.618
18	10 Luca MARINI	ITA	Repsol Honda Team	HONDA	20'17.548	160.8	27.854
Not classified							
	72 Marco BEZZECCHI	ITA	Pertamina Enduro VR46 Racing T	DUCATI	13'44.523	164.4	4 laps
	42 Alex RINS	SPA	Monster Energy Yamaha MotoGP	YAMAHA	9'19.746	161.4	7 laps
	36 Joan MIR	SPA	Repsol Honda Team	HONDA	7'13.463	139.0	9 laps
	1 Francesco BAGNAIA	ITA	Ducati Lenovo Team	DUCATI	5'18.836	141.7	10 laps

The results are provisional until the end of the limit for protest and appeals.

Time limit for protest expires 60' after publication of the results - Time:

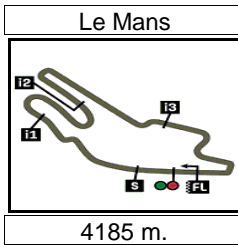
These data/results cannot be reproduced, stored and/or transmitted in whole or in part by any manner of electronic, mechanical, photocopying, recording, broadcasting or otherwise now known or herein after developed without the previous express consent by the copyright owner, except for reproduction in daily press and regular printed publications on sale to the public within 60 days of the event related to those data/results and always provided that copyright symbol appears together as follows below.

© DORNA, 2024

Official MotoGP Timing by **TISSOT**
www.motogp.com



Le Mans, Saturday, May 11, 2024



Results and timing service provided by **TISSOT**

MotoGP™

MICHELIN® GRAND PRIX DE FRANCE

Tissot Sprint

Classification after 13 laps = 54.405 km

29

Pos	Rider	Nation	Team	Motorcycle	Total Time	Km/h	Gap
-----	-------	--------	------	------------	------------	------	-----

Race condition: Dry
 Air: 26°
 Humidity: 37%
 Ground: 41°

Pole Position:		Jorge MARTIN	1'29.919	167.5 Km/h
Fastest Lap:	Lap 3	Marco BEZZECCHI	1'30.852	165.8 Km/h
Best Race Lap:	2022	Francesco BAGNAIA	1'31.778	164.1 Km/h
All Time Lap Record:	2024	Jorge MARTIN	1'29.919	167.5 Km/h

14:45'00

14:48'07

14:59'46

15:02'03

15:05'10 **Aleix ESPARGARO**

15:05'25 **Aleix ESPARGARO**

15:07'18 **Takaaki NAKAGAMI**

15:07'21 Francesco BAGNAIA

15:07'50 Joan MIR

15:08'43 Joan MIR

15:09'16 Joan MIR

15:11'49 **Luca MARINI**

15:12'16 **Aleix ESPARGARO**

15:12'31 Alex RINS

15:14'49 **Brad BINDER**

15:15'55 **Alex MARQUEZ**

15:16'53 Marco BEZZECCHI

15:19'03 **Enea BASTIANINI**

15:19'08 **Franco MORBIDELLI**

15:20'43 **Pedro ACOSTA**

15:20'47 **Johann ZARCO**

SIGHTING LAP START

All bikes on grid

WARM UP LAP START

RACE START

jump start

double long lap penalty due to jump start

track limits warning

entered pits and retired

crashed out - Rider OK

re-joined race

entered pits and retired

track limits warning

double long lap penalty - COMPLETED

crashed out - Rider OK

track limits warning

track limits warning

crashed out - Rider OK

track limits warning

track limits warning

track limits warning

track limits warning

The results are provisional until the end of the limit for protest and appeals.

Time limit for protest expires 60' after publication of the results - Time:

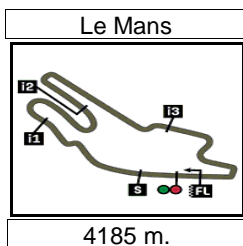
These data/results cannot be reproduced, stored and/or transmitted in whole or in part by any manner of electronic, mechanical, photocopying, recording, broadcasting or otherwise now known or herein after developed without the previous express consent by the copyright owner, except for reproduction in daily press and regular printed publications on sale to the public within 60 days of the event related to those data/results and always provided that copyright symbol appears together as follows below.

© DORNA, 2024

Official MotoGP Timing by **TISSOT**
 www.motogp.com

Le Mans, Saturday, May 11, 2024





Results and timing service provided by **TISSOT**

MotoGP™

MICHELIN® GRAND PRIX DE FRANCE

After the Tissot Sprint

World Championship Classification

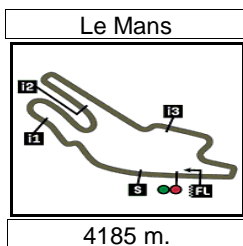
30

Rider	Points	Leader	Prev	QAT	POR	AME	SPA	FRA	CAT	ITA	NED	GER	GBR	AUT	ARA	RSM	IND	INA	JPN	AUS	THA	MAL	VAL	
1 MARTIN Jorge [SPA]	104			28 12 16	32 7 25	20 7 13	12 12 -	12 12																
2 BASTIANINI Enea [ITA]	76	28	28	15 4 11	24 4 20	20 4 16	11 - 11	6 6																
3 BAGNAIA Francesco [ITA]	75	29	1	31 6 25	6 6 -	13 2 11	25 - 25	-																
4 ACOSTA Pedro [SPA]	73	31	2	9 2 7	19 3 16	26 6 20	15 9 6	4 4																
5 VIÑALES Maverick [SPA]	70	34	3	7 1 6	12 12 -	37 12 25	7 - 7	7 7																
6 MARQUEZ Marc [SPA]	69	35	1	18 5 13	9 9 0	9 9 -	24 4 20	9 9																
7 BINDER Brad [RSA]	59	45	10	29 9 20	13 - 13	7 0 7	10 - 10	0 0																
8 ESPARGARO Aleix [SPA]	44	60	15	15 7 8	10 2 8	14 5 9	- - -	5 5																
9 DI GIANNANTONIO Fabio [ITA]	37	67	7	9 - 9	6 - 6	10 - 10	9 0 9	3 3																
10 BEZZECCHI Marco [ITA]	36	68	1	2 0 2	10 0 10	8 0 8	16 - 16	-																
11 MARQUEZ Alex [SPA]	27	77	9	13 3 10	0 0 -	1 0 1	13 - 13	0 0																
12 QUARTARARO Fabio [FRA]	25	79	2	5 0 5	10 1 9	4 0 4	6 5 1	0 0																

These data/results cannot be reproduced, stored and/or transmitted in whole or in part by any manner of electronic, mechanical, photocopying, recording, broadcasting or otherwise now known or herein after developed without the previous express consent by the copyright owner, except for reproduction in daily press and regular printed publications on sale to the public within 60 days of the event related to those data/results and always provided that copyright symbol appears together as follows below.
© DORNA, 2024

Official MotoGP Timing by **TISSOT**
www.motogp.com





Results and timing service provided by TISSOT

MotoGP™

MICHELIN® GRAND PRIX DE FRANCE

After the Tissot Sprint

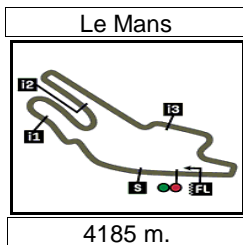
World Championship Classification

30

Rider	Points	Leader	Prev	QAT	POR	AME	SPA	FRA	CAT	ITA	NED	GER	GBR	AUT	ARA	RSM	IND	INA	JPN	AUS	THA	MAL	VAL
13 MILLER Jack [AUS]	24	80	1	0 0 0	16 5 11	6 3 3	0 0 -	2 2															
14 OLIVEIRA Miguel [POR]	23	81	1	1 0 1	7 0 7	5 0 5	10 2 8	0 0															
15 FERNANDEZ Raul [SPA]	13	91	10	0 0 -	0 0 -	7 1 6	5 0 5	1 1															
16 MIR Joan [SPA]	12	92	1	3 0 3	4 0 4	- - -	5 1 4	- -															
17 FERNANDEZ Augusto [SPA]	10	94	2	0 0 0	5 0 5	2 - 2	3 3 -	0 0															
18 PEDROSA Daniel [SPA]	7	97	3	- - -	- - -	- - -	7 7 -	- -															
19 MORBIDELLI Franco [ITA]	6	98	1	0 0 0	0 0 0	0 0 -	6 6 -	0 0															
20 RINS Alex [SPA]	6	98	0	0 0 0	3 - 3	0 0 -	3 0 3	- -															
21 ZARCO Johann [FRA]	5	99	1	4 0 4	1 - 1	- - -	0 0 -	0 0															
22 NAKAGAMI Takaaki [JPN]	4	100	1	0 0 0	2 0 2	- - -	2 0 2	0 0															
23 MARINI Luca [ITA]	0	104	4	0 0 0	0 0 0	0 0 0	0 - 0	0 0															
24 BRADL Stefan [GER]	0	104	0	- - -	- - -	- - -	0 - 0	- -															

These data/results cannot be reproduced, stored and/or transmitted in whole or in part by any manner of electronic, mechanical, photocopying, recording, broadcasting or otherwise now known or herein after developed without the previous express consent by the copyright owner, except for reproduction in daily press and regular printed publications on sale to the public within 60 days of the event related to those data/results and always provided that copyright symbol appears together as follows below.
© DORNA, 2024





Results and timing service provided by TISSOT

MotoGP™

MICHELIN® GRAND PRIX DE FRANCE

After the Tissot Sprint

World Championship Classification

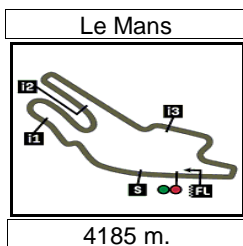
30

Rider	Points	Leader	Prev	QAT	POR	AME	SPA	FRA	CAT	ITA	NED	GER	GBR	AUT	ARA	RSM	IND	INA	JPN	AUS	THA	MAL	VAL	
25 SAVADORI Lorenzo [ITA]	0	104	0	-	-	-	0	-																
				-	-	-	0	-																

These data/results cannot be reproduced, stored and/or transmitted in whole or in part by any manner of electronic, mechanical, photocopying, recording, broadcasting or otherwise now known or herein after developed without the previous express consent by the copyright owner, except for reproduction in daily press and regular printed publications on sale to the public within 60 days of the event related to those data/results and always provided that copyright symbol appears together as follows below.
© DORNA, 2024

Official MotoGP Timing by TISSOT
www.motogp.com





Results and timing service provided by **TISSOT**

MotoGP™

MICHELIN® GRAND PRIX DE FRANCE

After the Tissot Sprint

World Championship Classification

30

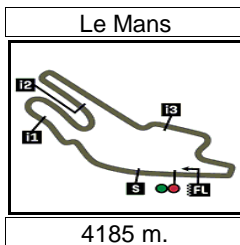
Constructor	<i>Points</i>	<i>Leader Previous</i>		QAT	POR	AME	SPA	FRA	<i>CAT</i>	<i>ITA</i>	<i>NED</i>	<i>GER</i>	<i>GBR</i>	<i>AUT</i>	<i>ARA</i>	<i>RSM</i>	<i>IND</i>	<i>INA</i>	<i>JPN</i>	<i>AUS</i>	<i>THA</i>	<i>MAL</i>	<i>VAL</i>
1 DUCATI	145			37	34	25	37	12															
2 KTM	99	46	46	29	21	26	19	4															
3 APRILIA	89	56	10	15	20	37	10	7															
4 YAMAHA	27	118	62	5	10	4	8	-															
5 HONDA	13	132	14	4	4	-	5	-															

Team	<i>Points</i>	<i>Leader Previous</i>		QAT	POR	AME	SPA	FRA	<i>CAT</i>	<i>ITA</i>	<i>NED</i>	<i>GER</i>	<i>GBR</i>	<i>AUT</i>	<i>ARA</i>	<i>RSM</i>	<i>IND</i>	<i>INA</i>	<i>JPN</i>	<i>AUS</i>	<i>THA</i>	<i>MAL</i>	<i>VAL</i>
1 DUCATI LENOVO TEAM	151			46	30	33	36	6															
2 APRILIA RACING	114	37	37	22	22	51	7	12															
3 PRIMA PRAMAC RACING	110	41	4	28	32	20	18	12															
4 GRESINI RACING MOTOGP	96	55	14	31	9	10	37	9															
5 RED BULL GASGAS TECH3	83	68	13	9	24	28	18	4															
6 RED BULL KTM FACTORY RACING	83	68	0	29	29	13	10	2															
7 PERTAMINA ENDURO VR46 RACING TE	73	78	10	11	16	18	25	3															
8 TRACKHOUSE RACING	36	115	37	1	7	12	15	1															
9 MONSTER ENERGY YAMAHA MOTOGP	31	120	5	5	13	4	9	-															
10 REPSOL HONDA TEAM	12	139	19	3	4	-	5	-															
11 LCR HONDA	9	142	3	4	3	-	2	-															

These data/results cannot be reproduced, stored and/or transmitted in whole or in part by any manner of electronic, mechanical, photocopying, recording, broadcasting or otherwise now known or herein after developed without the previous express consent by the copyright owner, except for reproduction in daily press and regular printed publications on sale to the public within 60 days of the event related to those data/results and always provided that copyright symbol appears together as follows below.
© DORNA, 2024

Official MotoGP Timing by **TISSOT**
www.motogp.com





Results and timing service provided by **TISSOT**

MotoGP™

MICHELIN® GRAND PRIX DE FRANCE

Tissot Sprint

Lap Chart

31

Pos	1	2	3	4	5	6	7	8	9	10	11	12	13	14	15	16	17	18	19	20	21	22
Grid	89	1	12	49	72	41	31	20	21	23	43	88	93	25	5	42	73	36	30	37	10	33



1	89	72	41	93	12	43	49	20	23	31	25	88	5	33	1	73	37	42	30	21	10	36
2	89	72	41	93	12	43	49	20	23	31	25	88	5	33	1	73	42	21	37	30	10	36
3	89	72	41	93	12	43	49	23	31	25	20	88	5	33	73	42	21	37	30	10	36	1
4	89	72	93	12	41	43	23	49	31	25	20	88	5	33	73	42	21	30	37	10	36	
5	89	72	93	12	41	43	23	49	31	25	20	88	5	33	73	42	21	30	37	10		
6	89	72	93	12	41	23	43	49	31	25	20	88	5	33	73	21	42	30	37	10		
7	89	72	93	12	23	41	49	31	43	25	20	88	5	73	21	33	30	37	10			
8	89	72	93	12	23	41	49	31	43	25	20	88	5	73	21	33	30	37	10			
9	89	72	93	12	23	41	31	49	43	25	20	88	5	21	73	33	30	37	10			
10	89	93	12	23	41	31	49	43	25	20	88	5	21	73	33	30	37	10				
L	11	89	93	12	23	41	31	49	43	25	20	88	5	21	73	33	30	37	10			
a	12	89	93	12	23	41	31	49	43	25	20	88	21	5	73	33	30	37	10			
P	13	89	93	12	23	41	31	49	43	25	20	88	21	5	73	33	30	37	10			
S																						

○ Winner □ Lapped rider

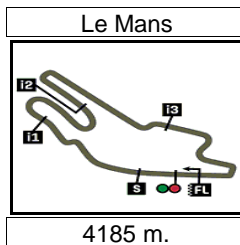
These data/results cannot be reproduced, stored and/or transmitted in whole or in part by any manner of electronic, mechanical, photocopying, recording, broadcasting or otherwise now known or herein after developed without the previous express consent by the copyright owner, except for reproduction in daily press and regular printed publications on sale to the public within 60 days of the event related to those data/results and always provided that copyright symbol appears together as follows below.

© DORNA, 2024

Official MotoGP Timing by **TISSOT**
www.motogp.com



Le Mans, Saturday, May 11, 2024



Results and timing service provided by TISSOT

MotoGP™

MICHELIN® GRAND PRIX DE FRANCE

Tissot Sprint

Fastest Lap of Each Rider

32

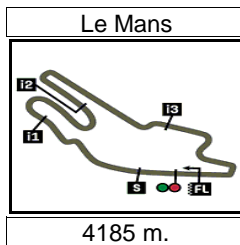
Rider	Nation	Team	Motorcycle	Time	Lap	Total	Gap
1 72 Marco BEZZECCHI	ITA	Pertamina Enduro VR46 Racing Tea	DUCATI	1'30.852	3	9	
2 89 Jorge MARTIN	SPA	Prima Pramac Racing	DUCATI	1'30.907	4	13	0.055 0.055
3 93 Marc MARQUEZ	SPA	Gresini Racing MotoGP	DUCATI	1'30.912	3	13	0.060 0.005
4 41 Aleix ESPARGARO	SPA	Aprilia Racing	APRILIA	1'30.962	3	13	0.110 0.050
5 23 Enea BASTIANINI	ITA	Ducati Lenovo Team	DUCATI	1'31.047	8	13	0.195 0.085
6 12 Maverick VIÑALES	SPA	Aprilia Racing	APRILIA	1'31.091	3	13	0.239 0.044
7 31 Pedro ACOSTA	SPA	Red Bull GASGAS Tech3	KTM	1'31.334	4	13	0.482 0.243
8 25 Raul FERNANDEZ	SPA	Trackhouse Racing	APRILIA	1'31.397	4	13	0.545 0.063
9 49 Fabio DI GIANNANTONIO	ITA	Pertamina Enduro VR46 Racing Tea	DUCATI	1'31.461	3	13	0.609 0.064
10 43 Jack MILLER	AUS	Red Bull KTM Factory Racing	KTM	1'31.500	3	13	0.648 0.039
11 21 Franco MORBIDELLI	ITA	Prima Pramac Racing	DUCATI	1'31.574	3	13	0.722 0.074
12 42 Alex RINS	SPA	Monster Energy Yamaha MotoGP T	YAMAHA	1'31.721	3	6	0.869 0.147
13 20 Fabio QUARTARARO	FRA	Monster Energy Yamaha MotoGP T	YAMAHA	1'31.830	5	13	0.978 0.109
14 88 Miguel OLIVEIRA	POR	Trackhouse Racing	APRILIA	1'31.846	5	13	0.994 0.016
15 73 Alex MARQUEZ	SPA	Gresini Racing MotoGP	DUCATI	1'31.864	5	13	1.012 0.018
16 33 Brad BINDER	RSA	Red Bull KTM Factory Racing	KTM	1'31.928	6	13	1.076 0.064
17 5 Johann ZARCO	FRA	CASTROL Honda LCR	HONDA	1'31.930	3	13	1.078 0.002
18 30 Takaaki NAKAGAMI	JPN	IDEMITSU Honda LCR	HONDA	1'32.008	11	13	1.156 0.078
19 37 Augusto FERNANDEZ	SPA	Red Bull GASGAS Tech3	KTM	1'32.421	5	13	1.569 0.413
20 1 Francesco BAGNAIA	ITA	Ducati Lenovo Team	DUCATI	1'32.558	2	3	1.706 0.137
21 10 Luca MARINI	ITA	Repsol Honda Team	HONDA	1'32.827	3	13	1.975 0.269
22 36 Joan MIR	SPA	Repsol Honda Team	HONDA	1'32.934	3	4	2.082 0.107

These data/results cannot be reproduced, stored and/or transmitted in whole or in part by any manner of electronic, mechanical, photocopying, recording, broadcasting or otherwise now known or herein after developed without the previous express consent by the copyright owner, except for reproduction in daily press and regular printed publications on sale to the public within 60 days of the event related to those data/results and always provided that copyright symbol appears together as follows below.
© DORNA, 2024

Official MotoGP Timing by TISSOT
www.motogp.com

Le Mans, Saturday, May 11, 2024





Results and timing service provided by **TISSOT**

MotoGP™

MICHELIN® GRAND PRIX DE FRANCE

After the Tissot Sprint

Event Best Maximum Speed

33



<i>Rider</i>	<i>Nation Team</i>	<i>Motorcycle</i>	<i>Km/h</i>
23 Enea BASTIANINI	ITA Ducati Lenovo Team	DUCATI	324.8 Tissot Sprint
33 Brad BINDER	RSA Red Bull KTM Factory Racing	KTM	322.7 Tissot Sprint
20 Fabio QUARTARARO	FRA Monster Energy Yamaha MotoGP	YAMAHA	321.6 Tissot Sprint
21 Franco MORBIDELLI	ITA Prima Pramac Racing	DUCATI	321.6 Tissot Sprint
31 Pedro ACOSTA	SPA Red Bull GASGAS Tech3	KTM	321.6 Tissot Sprint
88 Miguel OLIVEIRA	POR Trackhouse Racing	APRILIA	320.6 Tissot Sprint
72 Marco BEZZECCHI	ITA Pertamina Enduro VR46 Racing T	DUCATI	320.6 Qualifying Nr. 2
42 Alex RINS	SPA Monster Energy Yamaha MotoGP	YAMAHA	320.6 Tissot Sprint
30 Takaaki NAKAGAMI	JPN IDEMITSU Honda LCR	HONDA	320.6 Tissot Sprint
73 Alex MARQUEZ	SPA Gresini Racing MotoGP	DUCATI	319.6 Tissot Sprint
43 Jack MILLER	AUS Red Bull KTM Factory Racing	KTM	319.6 Tissot Sprint
25 Raul FERNANDEZ	SPA Trackhouse Racing	APRILIA	319.6 Tissot Sprint
1 Francesco BAGNAIA	ITA Ducati Lenovo Team	DUCATI	319.6 Tissot Sprint
37 Augusto FERNANDEZ	SPA Red Bull GASGAS Tech3	KTM	318.5 Tissot Sprint
41 Aleix ESPARGARO	SPA Aprilia Racing	APRILIA	318.5 Tissot Sprint
49 Fabio DI GIANNANTONIO	ITA Pertamina Enduro VR46 Racing T	DUCATI	318.5 Tissot Sprint
93 Marc MARQUEZ	SPA Gresini Racing MotoGP	DUCATI	317.5 Tissot Sprint
89 Jorge MARTIN	SPA Prima Pramac Racing	DUCATI	317.5 Qualifying Nr. 2
12 Maverick VIÑALES	SPA Aprilia Racing	APRILIA	316.5 Tissot Sprint
10 Luca MARINI	ITA Repsol Honda Team	HONDA	316.5 Tissot Sprint
36 Joan MIR	SPA Repsol Honda Team	HONDA	316.5 Practice
5 Johann ZARCO	FRA CASTROL Honda LCR	HONDA	315.5 Tissot Sprint

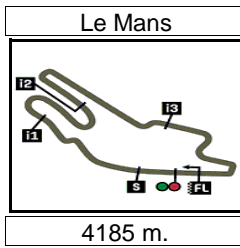
These data/results cannot be reproduced, stored and/or transmitted in whole or in part by any manner of electronic, mechanical, photocopying, recording, broadcasting or otherwise now known or herein after developed without the previous express consent by the copyright owner, except for reproduction in daily press and regular printed publications on sale to the public within 60 days of the event related to those data/results and always provided that copyright symbol appears together as follows below.

© DORNA, 2024

Official MotoGP Timing by **TISSOT**
www.motogp.com



Le Mans, Saturday, May 11, 2024



Results and timing service provided by **TISSOT**

MotoGP™

MICHELIN® GRAND PRIX DE FRANCE

Tissot Sprint

Chronological Analysis of Performances

34

* Lap / Sector time cancelled

T1 Time from finish line to 1st intermediate

T3 Time from 2nd intermed. to 3rd intermed.

P Crossing the finish line in pit lane

T2 Time from 1st intermed. to 2nd intermed.

T4 Time from 3rd intermediate to finish line

**Tyre data subject to further updates

Lap	Lap Time	T1	T2	T3	T4	Speed	Lap	Lap Time	T1	T2	T3	T4	Speed
1st	89	Jorge MARTIN		DUCATI		SPA	4	1'31.347	20.735	21.131	25.250	24.231	313.5
		Prima Pramac Racing					5	1'31.161	<u>20.725</u>	21.002	25.243	<u>24.191</u>	315.5
		Runs=1	Total laps=13	Full laps=12	Valid laps=12		6	1'31.449	20.821	21.106	25.221	24.301	315.5
Run #	1	Front Tyre	Slick-Hard	Rear Tyre	Slick-Soft		7	1'31.422	20.789	21.085	25.252	24.296	<u>316.5</u>
		New Tyre		New Tyre			8	1'31.800	20.755	21.132	25.468	24.445	314.5
1	1'33.873	23.765	20.942	25.111	<u>24.055</u>	239.7	9	1'31.805	20.899	21.157	25.290	24.459	314.5
2	1'30.998	20.925	<u>20.822</u>	25.150	24.101	313.5	10	1'31.722	20.890	21.080	25.372	24.380	312.6
3	1'31.031	20.911	20.855	25.054	24.211	313.5	11	1'31.422	20.792	21.076	<u>25.183</u>	24.371	313.5
4	<u>1'30.907</u>	20.816	20.925	<u>25.022</u>	24.144	314.5	12	1'31.525	20.826	21.114	25.213	24.372	313.5
5	1'31.073	<u>20.760</u>	20.915	25.161	24.237	314.5	13	1'31.719	20.908	21.178	25.185	24.448	312.6
6	1'31.183	20.871	20.981	25.165	24.166	313.5							
7	1'31.199	20.803	20.966	25.142	24.288	<u>315.5</u>							
8	1'31.586	20.862	21.021	25.323	24.380	314.5							
9	1'31.473	20.881	20.996	25.205	24.391	311.6							
10	1'31.276	20.802	20.973	25.120	24.381	312.6							
11	1'31.314	20.811	21.011	25.148	24.344	313.5							
12	1'31.667	20.861	21.089	25.194	24.523	314.5							
13	1'32.114	20.962	21.114	25.247	24.791	313.5							
4th	23	Enea BASTIANINI		DUCATI		ITA	Runs=1	Total laps=13	Full laps=12	Valid laps=11			
		Ducati Lenovo Team					Run #	1	Front Tyre	Slick-Hard	Rear Tyre	Slick-Soft	
		New Tyre		New Tyre									
		1	1'36.911	25.121	21.386	25.863	24.541	251.8					
		2	1'31.960	21.142	20.981	25.369	24.468	317.5					
		3	1'31.286	20.955	<u>20.879</u>	25.238	<u>24.214</u>	<u>324.8</u>					
		4	1'31.509	20.856	20.987	25.265	24.401	321.6					
		5	1'31.685	21.013	21.070	25.277	24.325	318.5					
		6	1'31.979	21.100	21.021	25.515	24.343	319.6					
		7	1'31.144	20.731	20.984	25.147	24.282	319.6					
		8	<u>1'31.047</u>	20.694	20.974	<u>25.092</u>	24.287	315.5					
		9	1'31.397	20.791	21.087	25.215	24.304	316.5					
		10	1'31.234 *	20.678	20.994	25.274	<u>24.288</u> *	316.5					
		11	1'31.455	20.764	21.086	25.213	24.392	317.5					
		12	1'31.310	<u>20.631</u>	21.054	25.215	24.410	318.5					
		13	1'31.575	20.809	21.069	25.324	24.373	317.5					
2nd	93	Marc MARQUEZ		DUCATI		SPA	Runs=1	Total laps=13	Full laps=12	Valid laps=12			
		Gresini Racing MotoGP					Run #	1	Front Tyre	Slick-Hard	Rear Tyre	Slick-Soft	
		New Tyre		New Tyre									
		1	1'35.950	24.689	21.206	25.510	24.545	249.9					
		2	1'31.220	20.955	<u>20.891</u>	25.185	24.189	316.5					
		3	<u>1'30.912</u>	20.784	20.916	<u>25.139</u>	<u>24.073</u>	316.5					
		4	1'31.070	20.765	20.911	25.225	24.169	316.5					
		5	1'31.146	20.871	20.911	25.219	24.145	316.5					
		6	1'31.034	20.733	20.932	25.273	24.096	316.5					
		7	1'31.114	<u>20.681</u>	20.947	25.300	24.186	<u>317.5</u>					
		8	1'31.479	20.804	21.132	25.250	24.293	316.5					
		9	1'31.380	20.715	21.007	25.176	24.482	314.5					
		10	1'31.338	20.705	21.008	25.269	24.356	315.5					
		11	1'31.470	20.789	21.081	25.259	24.341	315.5					
		12	1'31.561	20.809	21.081	25.365	24.306	316.5					
		13	1'32.300	20.947	21.194	25.599	24.560	315.5					
5th	41	Aleix ESPARGARO		APRILIA		SPA	Runs=1	Total laps=13	Full laps=12	Valid laps=12			
		Aprilia Racing					Run #	1	Front Tyre	Slick-Hard	Rear Tyre	Slick-Soft	
		New Tyre		New Tyre									
		1	1'35.219	24.390	21.160	25.397	24.272	235.1					
		2	1'31.236	20.805	20.862	25.354	<u>24.215</u>	312.6					
		3	<u>1'30.962</u>	20.702	<u>20.821</u>	<u>25.215</u>	24.224	315.5					
		4	1'33.743	20.849	20.904	27.521	24.469	315.5					
		5	1'31.267	20.680	20.824	25.356	24.407	317.5					
		6	1'31.093	<u>20.647</u>	20.878	25.349	24.219	315.5					
		7	1'33.943	20.774	20.953	27.686	24.530	<u>318.5</u>					
		8	1'31.333	20.794	20.978	25.217	24.344	314.5					
		9	1'32.003	21.180	21.033	25.308	24.482	314.5					
		10	1'31.622	20.865	20.969	25.436	24.352	315.5					
		11	1'31.676	20.915	20.990	25.335	24.436	314.5					
Fastest Lap:	Marco BEZZECCHI		Pertamina Enduro VR		ITA	1'30.852	20.809	20.833	25.110	24.100			

These data/results cannot be reproduced, stored and/or transmitted in whole or in part by any manner of electronic, mechanical, photocopying, recording, broadcasting or otherwise now known or herein after developed without the previous express consent by the copyright owner, except for reproduction in daily press and regular printed publications on sale to the public within 60 days of the event related to those data/results and always provided that copyright symbol appears together as follows below.
© DORNA, 2024



Lap	Lap Time	T1	T2	T3	T4	Speed	Lap	Lap Time	T1	T2	T3	T4	Speed
12	1'31.575	20.792	21.038	25.312	24.433	315.5	12	1'32.014	21.038	21.141	25.278	24.557	317.5
13	1'31.720	20.843	21.081	25.264	24.532	316.5	13	1'32.396	21.011	21.182	25.531	24.672	316.5

6th 31 Pedro ACOSTA KTM SPA
Red Bull GASGAS Tech3
Runs=1 Total laps=13 Full laps=12 Valid laps=11

Run #	1	Front Tyre	Slick-Hard	Rear Tyre	Slick-Soft	Speed
		New Tyre	New Tyre			
1	1'37.095	24.960	21.657	25.868	24.610	239.7
2	1'31.932	21.066	21.078	25.262	24.526	321.6
3	1'31.697	21.031	21.064	25.349	24.253	321.6
4	1'31.334	20.728	20.878	25.346	24.382	317.5
5	1'31.817	20.932	21.107	25.482	24.296	319.6
6	1'32.058	20.994	21.103	25.534	24.427	319.6
7	1'32.154	21.029	21.171	25.519	24.435	318.5
8	1'31.700	20.840	20.973	25.437	24.450	316.5
9	1'31.706	20.870	21.115	25.288	24.433	318.5
10	1'31.581	20.825	21.040	25.325	24.391	317.5
11	1'31.492	20.747	21.006	25.206	24.533	318.5
12	1'32.045 *	20.904	21.061	25.273	24.807*	318.5
13	1'32.268	20.944	21.373	25.308	24.643	317.5

9th 25 Raul FERNANDEZ APRILIA SPA
Trackhouse Racing
Runs=1 Total laps=13 Full laps=12 Valid laps=12

Run #	1	Front Tyre	Slick-Hard	Rear Tyre	Slick-Soft	Speed
		New Tyre	New Tyre			
1	1'37.288	25.204	21.698	25.884	24.502	251.8
2	1'31.973	21.069	21.004	25.502	24.398	318.5
3	1'31.966	21.049	21.002	25.354	24.561	319.6
4	1'31.397	20.978	20.979	25.214	24.226	314.5
5	1'31.819	20.894	20.953	25.476	24.496	318.5
6	1'31.917	20.980	21.095	25.454	24.388	319.6
7	1'32.154	20.996	21.051	25.498	24.609	315.5
8	1'32.298	21.132	21.177	25.514	24.475	316.5
9	1'32.359	21.015	21.196	25.517	24.631	316.5
10	1'32.087	20.944	21.162	25.497	24.484	315.5
11	1'32.152	20.951	21.194	25.496	24.511	317.5
12	1'32.146	21.035	21.098	25.441	24.572	315.5
13	1'32.395	21.078	21.275	25.520	24.522	315.5

7th 49 Fabio DI GIANNANTONI DUCATI ITA
Pertamina Enduro VR46 Racing Team
Runs=1 Total laps=13 Full laps=12 Valid laps=12

Run #	1	Front Tyre	Slick-Hard	Rear Tyre	Slick-Soft	Speed
		New Tyre	New Tyre			
1	1'36.516	24.625	21.569	25.646	24.676	236.3
2	1'31.622	20.929	21.081	25.409	24.203	314.5
3	1'31.461	20.801	20.958	25.398	24.304	314.5
4	1'32.295	21.252	21.035	25.630	24.378	317.5
5	1'31.762	20.949	21.134	25.432	24.247	318.5
6	1'32.133	21.073	21.126	25.528	24.406	318.5
7	1'31.886	20.978	21.052	25.376	24.480	317.5
8	1'31.905	20.971	20.949	25.448	24.537	314.5
9	1'32.401	20.984	21.322	25.511	24.584	315.5
10	1'32.076	20.969	21.044	25.515	24.548	314.5
11	1'32.221	21.093	21.100	25.476	24.552	315.5
12	1'31.959	20.990	21.063	25.415	24.491	314.5
13	1'32.647	20.988	21.113	26.011	24.535	316.5

10th 20 Fabio QUARTARARO YAMAHA FRA
Monster Energy Yamaha MotoGP Team
Runs=1 Total laps=13 Full laps=12 Valid laps=12

Run #	1	Front Tyre	Slick-Hard	Rear Tyre	Slick-Soft	Speed
		New Tyre	New Tyre			
1	1'36.801	24.933	21.497	25.830	24.541	243.2
2	1'31.888	21.010	21.041	25.436	24.401	321.6
3	1'32.687	21.266	21.053	25.386	24.982	319.6
4	1'31.927	21.009	21.139	25.398	24.381	319.6
5	1'31.830	20.861	21.026	25.497	24.446	318.5
6	1'31.847	20.874	21.053	25.481	24.439	319.6
7	1'31.964	20.974	21.077	25.439	24.474	319.6
8	1'32.263	20.997	21.180	25.547	24.539	320.6
9	1'32.151	20.953	21.147	25.484	24.567	316.5
10	1'32.200	20.966	21.172	25.579	24.483	318.5
11	1'32.311	20.933	21.195	25.623	24.560	319.6
12	1'32.141	20.908	21.164	25.543	24.526	319.6
13	1'32.383	20.952	21.236	25.583	24.612	313.5

8th 43 Jack MILLER KTM AUS
Red Bull KTM Factory Racing
Runs=1 Total laps=13 Full laps=12 Valid laps=12

Run #	1	Front Tyre	Slick-Soft	Rear Tyre	Slick-Soft	Speed
		New Tyre	New Tyre			
1	1'36.337	24.805	21.248	25.553	24.731	253.0
2	1'31.551	20.900	21.049	25.182	24.420	316.5
3	1'31.500	20.846	20.999	25.291	24.364	319.6
4	1'32.167	21.298	21.013	25.297	24.559	315.5
5	1'31.618	20.993	21.022	25.254	24.349	316.5
6	1'32.497	21.427	21.124	25.479	24.467	317.5
7	1'32.715	21.222	21.161	25.380	24.952	317.5
8	1'32.187	21.112	21.146	25.373	24.556	315.5
9	1'32.012	20.927	21.137	25.338	24.610	314.5
10	1'32.212	20.948	21.101	25.488	24.675	315.5
11	1'32.004	20.943	21.138	25.383	24.540	315.5

11th 88 Miguel OLIVEIRA APRILIA POR
Trackhouse Racing
Runs=1 Total laps=13 Full laps=12 Valid laps=12

Run #	1	Front Tyre	Slick-Hard	Rear Tyre	Slick-Soft	Speed
		New Tyre	New Tyre			
1	1'37.539	25.320	21.448	25.956	24.815	254.3
2	1'31.980	21.071	20.956	25.582	24.371	320.6
3	1'31.993	20.931	20.967	25.537	24.558	319.6
4	1'31.961	21.070	20.993	25.568	24.330	313.5
5	1'31.846	21.078	20.902	25.354	24.512	320.6
6	1'31.978	20.929	21.058	25.596	24.395	318.5
7	1'32.079	20.901	21.141	25.585	24.452	319.6
8	1'32.151	21.138	21.118	25.449	24.446	316.5
9	1'32.340	21.105	21.146	25.420	24.669	317.5
10	1'32.334	20.963	21.124	25.651	24.596	316.5
11	1'32.221	21.219	21.112	25.395	24.495	316.5

Fastest Lap: Marco BEZZECCHI Pertamina Enduro VR ITA 1'30.852 20.809 20.833 25.110 24.100

These data/results cannot be reproduced, stored and/or transmitted in whole or in part by any manner of electronic, mechanical, photocopying, recording, broadcasting or otherwise now known or herein after developed without the previous express consent by the copyright owner, except for reproduction in daily press and regular printed publications on sale to the public within 60 days of the event related to those data/results and always provided that copyright symbol appears together as follows below.
© DORNA, 2024

Lap	Lap Time	T1	T2	T3	T4	Speed	Lap	Lap Time	T1	T2	T3	T4	Speed
12	1'32.464	21.186	21.145	25.567	24.566	316.5	12	1'32.594	21.012	21.246	25.476	24.860	318.5
13	1'32.300	21.104	21.214	25.503	24.479	316.5	13	1'32.744	21.121	21.306	25.670	24.647	319.6

12th 21 **Franco MORBIDELLI** DUCATI ITA
Prima Pramac Racing
Runs=1 Total laps=13 Full laps=12 Valid laps=10

Run #	1	Front Tyre	Slick-Hard	Rear Tyre	Slick-Soft	Speed
		New Tyre	New Tyre			
1	1'39.373	25.401	21.595	27.094	25.283	240.8
2	1'32.864	21.302	21.281	25.764	24.517	317.5
3	1'31.574	20.850	20.948	25.281	24.495	319.6
4	1'31.763	20.997	20.949	25.426	24.391	315.5
5	1'31.976	20.895	21.005	25.605	24.471	319.6
6	1'31.827	20.831	21.025	25.536	24.435	321.6
7	1'31.871	20.910	21.023	25.445	24.493	318.5
8	1'32.192	21.018	21.119	25.546	24.509	316.5
9	1'32.851	21.030	21.160	25.725	24.936	317.5
10	1'31.946	20.955	21.170	25.397	24.424	312.6
11	1'32.614 *	21.017	21.160	25.853*	24.584	316.5
12	1'32.547 *	20.940	21.157	25.495	24.955*	315.5
13	1'31.874	20.941	21.130	25.415	24.388	314.5

15th 33 **Brad BINDER** KTM RSA
Red Bull KTM Factory Racing
Runs=1 Total laps=13 Full laps=12 Valid laps=11

Run #	1	Front Tyre	Slick-Hard	Rear Tyre	Slick-Soft	Speed
		New Tyre	New Tyre			
1	1'37.987	25.673	21.595	26.143	24.576	261.0
2	1'32.219	21.136	21.075	25.533	24.475	312.6
3	1'31.979	21.047	20.992	25.400	24.540	320.6
4	1'31.990	20.975	21.055	25.498	24.462	320.6
5	1'32.403	21.055	21.136	25.771	24.441	318.5
6	1'31.928	20.931	21.131	25.363	24.503	320.6
7	1'33.436	20.980	21.186	26.678	24.592	322.7
8	1'32.242 *	20.906	21.200	25.423	24.713*	317.5
9	1'32.556	20.927	21.430	25.380	24.819	317.5
10	1'32.421	20.985	21.248	25.609	24.579	322.7
11	1'32.105	20.948	21.307	25.310	24.540	322.7
12	1'32.727	21.073	21.411	25.421	24.822	322.7
13	1'32.670	21.035	21.416	25.550	24.669	321.6

13th 5 **Johann ZARCO** HONDA FRA
CASTROL Honda LCR
Runs=1 Total laps=13 Full laps=12 Valid laps=11

Run #	1	Front Tyre	Slick-Hard	Rear Tyre	Slick-Soft	Speed
		New Tyre	New Tyre			
1	1'37.876	25.602	21.556	26.159	24.559	255.6
2	1'32.223	21.084	21.095	25.578	24.466	313.5
3	1'31.930	21.030	20.973	25.441	24.486	315.5
4	1'32.029	21.010	21.006	25.493	24.520	315.5
5	1'32.127	21.065	21.025	25.499	24.538	313.5
6	1'32.143	20.996	21.088	25.514	24.545	313.5
7	1'32.353	21.023	21.132	25.660	24.538	315.5
8	1'32.205	21.087	21.059	25.424	24.635	310.6
9	1'32.734	21.223	21.147	25.624	24.740	309.6
10	1'32.410	21.172	21.112	25.547	24.579	309.6
11	1'32.241	21.110	21.127	25.399	24.605	311.6
12	1'33.334 *	21.169	21.182	25.557	25.426*	311.6
13	1'32.528	21.152	21.278	25.524	24.574	311.6

16th 30 **Takaaki NAKAGAMI** HONDA JPN
IDEMITSU Honda LCR
Runs=1 Total laps=13 Full laps=12 Valid laps=10

Run #	1	Front Tyre	Slick-Hard	Rear Tyre	Slick-Soft	Speed
		New Tyre	New Tyre			
1	1'39.203	26.179	21.717	26.290	25.017	251.1
2	1'33.441	21.399	21.238	26.061	24.743	307.7
3	1'32.545 *	21.179	21.049	25.753	24.564*	320.6
4	1'32.485	21.424	21.122	25.466	24.473	312.6
5	1'32.562	21.157	21.083	25.499	24.823	313.5
6	1'32.173	21.050	21.069	25.395	24.659	315.5
7	1'32.129 *	21.050	21.094	25.430	24.555*	314.5
8	1'32.341	21.142	21.190	25.459	24.550	311.6
9	1'32.342	21.179	21.144	25.420	24.599	311.6
10	1'32.532	21.052	21.183	25.558	24.739	310.6
11	1'32.008	21.077	21.120	25.314	24.497	312.6
12	1'32.663	21.107	21.104	25.670	24.782	311.6
13	1'32.393	21.076	21.175	25.471	24.671	312.6

14th 73 **Alex MARQUEZ** DUCATI SPA
Gresini Racing MotoGP
Runs=1 Total laps=13 Full laps=12 Valid laps=11

Run #	1	Front Tyre	Slick-Hard	Rear Tyre	Slick-Soft	Speed
		New Tyre	New Tyre			
1	1'38.674	25.723	21.722	26.181	25.048	256.3
2	1'32.232	21.185	21.126	25.394	24.527	314.5
3	1'32.327	21.196	21.109	25.471	24.551	319.6
4	1'31.919	20.857	21.082	25.516	24.464	316.5
5	1'31.864	20.839	21.166	25.293	24.566	315.5
6	1'32.005	20.882	21.134	25.410	24.579	316.5
7	1'32.057	20.810	21.191	25.465	24.591	317.5
8	1'32.136	20.948	21.206	25.357	24.625	315.5
9	1'33.352 *	21.051	21.233	25.803*	25.265	314.5
10	1'32.418	20.950	21.234	25.651	24.583	315.5
11	1'32.188	20.872	21.150	25.429	24.737	316.5

17th 37 **Augusto FERNANDEZ** KTM SPA
Red Bull GASGAS Tech3
Runs=1 Total laps=13 Full laps=12 Valid laps=12

Run #	1	Front Tyre	Slick-Hard	Rear Tyre	Slick-Soft	Speed
		New Tyre	New Tyre			
1	1'38.950	26.064	21.650	26.242	24.994	255.6
2	1'33.535	21.371	21.232	26.053	24.879	315.5
3	1'32.575	21.129	21.132	25.714	24.600	318.5
4	1'33.055	21.727	21.200	25.624	24.504	314.5
5	1'32.421	21.133	21.200	25.542	24.546	314.5
6	1'32.469	21.091	21.147	25.669	24.562	316.5
7	1'32.877	21.171	21.274	25.867	24.565	316.5
8	1'32.600	21.192	21.144	25.650	24.614	313.5
9	1'32.859	21.235	21.222	25.730	24.672	311.6
10	1'32.891	21.289	21.177	25.812	24.613	312.6
11	1'32.913	21.282	21.210	25.805	24.616	310.6

Fastest Lap: Marco BEZZECCHI Pertamina Enduro VR ITA **1'30.852** 20.809 20.833 25.110 24.100

These data/results cannot be reproduced, stored and/or transmitted in whole or in part by any manner of electronic, mechanical, photocopying, recording, broadcasting or otherwise now known or herein after developed without the previous express consent by the copyright owner, except for reproduction in daily press and regular printed publications on sale to the public within 60 days of the event related to those data/results and always provided that copyright symbol appears together as follows below.
© DORNA, 2024

Tissot Sprint

MotoGP

Lap	Lap Time	T1	T2	T3	T4	Speed	Lap	Lap Time	T1	T2	T3	T4	Speed
12	1'33.114	21.362	21.289	25.760	24.703	312.6	2	1'33.350	21.429	21.316	25.894	24.711	311.6
13	1'33.053	21.271	21.357	25.736	24.689	312.6	3	1'32.934	21.368	21.354	25.580	24.632	315.5
							4	2'27.432 P	21.219	21.350	1'08.009	36.854	312.6

18th 10 **Luca MARINI** HONDA ITA
Repsol Honda Team
Runs=1 Total laps=13 Full laps=12 Valid laps=10

Run #	1	Front Tyre	Slick-Hard	Rear Tyre	Slick-Soft	
			New Tyre		New Tyre	
1	1'39.592	26.275	21.833	26.281	25.203	257.0
2	1'33.343	21.411	21.446	25.786	24.700	316.5
3	1'32.827	21.403	21.249	25.639	24.536	316.5
4	1'33.098	21.343	21.278	25.645	24.832	316.5
5	1'32.977	21.235	21.360	25.745	24.637	316.5
6	1'33.207 *	21.451	21.294	25.558	24.904*	315.5
7	1'33.039	21.407	21.363	25.578	24.691	315.5
8	1'32.994	21.333	21.310	25.642	24.709	311.6
9	1'33.070	21.292	21.363	25.629	24.786	311.6
10	1'33.346	21.235	21.308	25.881	24.922	312.6
11	1'33.840	21.569	21.386	25.944	24.941	313.5
12	1'33.050 *	21.321	21.296	25.594	24.839*	313.5
13	1'33.165	21.208	21.299	25.736	24.922	313.5

22nd 1 **Francesco BAGNAIA** DUCATI ITA
Ducati Lenovo Team
Runs=1 Total laps=3 Full laps=1 Valid laps=1

Run #	1	Front Tyre	Slick-Hard	Rear Tyre	Slick-Soft	
			New Tyre		New Tyre	
1	1'38.263	25.421	21.675	26.451	24.716	228.7
2	1'32.558	21.226	21.153	25.584	24.595	315.5
3	2'08.015 P	21.087	45.328	33.178	28.422	319.6

19th 72 **Marco BEZZECCHI** DUCATI ITA
Pertamina Enduro VR46 Racing Team
Runs=1 Total laps=9 Full laps=8 Valid laps=8

Run #	1	Front Tyre	Slick-Hard	Rear Tyre	Slick-Soft	
			New Tyre		New Tyre	
1	1'34.754	24.173	21.035	25.362	24.184	239.7
2	1'30.860	20.842	20.829	25.058	24.131	316.5
3	1'30.852	20.809	20.833	25.110	24.100	317.5
4	1'31.151	20.797	20.949	25.178	24.227	316.5
5	1'31.010	20.776	20.828	25.163	24.243	317.5
6	1'31.208	20.744	20.937	25.202	24.325	319.6
7	1'31.446	20.788	21.074	25.231	24.353	317.5
8	1'31.702	20.970	21.069	25.295	24.368	315.5
9	1'31.540	20.814	21.096	25.216	24.414	317.5
unfinished		20.810	21.032			317.5

20th 42 **Alex RINS** YAMAHA SPA
Monster Energy Yamaha MotoGP Team
Runs=1 Total laps=6 Full laps=5 Valid laps=5

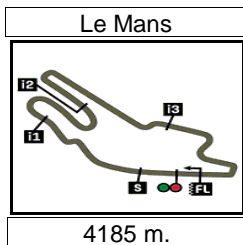
Run #	1	Front Tyre	Slick-Hard	Rear Tyre	Slick-Soft	
			New Tyre		New Tyre	
1	1'39.094	25.922	21.640	26.222	25.310	250.5
2	1'32.726	21.346	21.184	25.700	24.496	320.6
3	1'31.721	20.849	20.995	25.354	24.523	318.5
4	1'31.818	20.878	20.974	25.462	24.504	318.5
5	1'31.910	20.891	21.031	25.511	24.477	320.6
6	1'32.477	20.886	21.051	25.866	24.674	320.6
unfinished		20.911	21.293			318.5

21st 36 **Joan MIR** HONDA SPA
Repsol Honda Team
Runs=1 Total laps=4 Full laps=2 Valid laps=2

Run #	1	Front Tyre	Slick-Hard	Rear Tyre	Slick-Soft	
			New Tyre		New Tyre	
1	1'39.747	26.356	21.895	26.287	25.209	259.0

Fastest Lap: Marco BEZZECCHI Pertamina Enduro VR ITA 1'30.852 20.809 20.833 25.110 24.100

These data/results cannot be reproduced, stored and/or transmitted in whole or in part by any manner of electronic, mechanical, photocopying, recording, broadcasting or otherwise now known or herein after developed without the previous express consent by the copyright owner, except for reproduction in daily press and regular printed publications on sale to the public within 60 days of the event related to those data/results and always provided that copyright symbol appears together as follows below.
© DORNA, 2024



Results and timing service provided by **TISSOT**

MotoGP™

MICHELIN® GRAND PRIX DE FRANCE

After the Tissot Sprint

2024 Rookie of the Year Classification

36

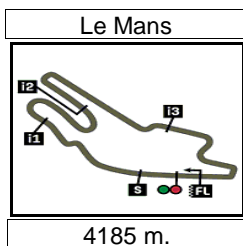
Rider	Points	Leader	Prev	QAT	POR	AME	SPA	FRA	CAT	ITA	NED	GER	GBR	AUT	ARA	RSM	IND	INA	JPN	AUS	THA	MAL	VAL	
1 ACOSTA Pedro [SPA]	73			9 2 7	19 3 16	26 6 20	15 9 6	4 4																

These data/results cannot be reproduced, stored and/or transmitted in whole or in part by any manner of electronic, mechanical, photocopying, recording, broadcasting or otherwise now known or herein after developed without the previous express consent by the copyright owner, except for reproduction in daily press and regular printed publications on sale to the public within 60 days of the event related to those data/results and always provided that copyright symbol appears together as follows below.
© DORNA, 2024

Official MotoGP Timing by **TISSOT**
www.motogp.com



Le Mans, Saturday, May 11, 2024



Results and timing service provided by **TISSOT**

MotoGP™

MICHELIN® GRAND PRIX DE FRANCE

After the Tissot Sprint

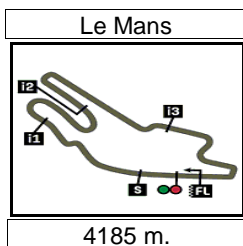
2024 Independent Team Classification

36

Rider	Points	Leader	Prev	QAT	POR	AME	SPA	FRA	CAT	ITA	NED	GER	GBR	AUT	ARA	RSM	IND	INA	JPN	AUS	THA	MAL	VAL	
1 MARTIN Jorge [SPA]	104			28 12 16	32 7 25	20 7 13	12 12 -	12 12																
2 ACOSTA Pedro [SPA]	73	31	31	9 2 7	19 3 16	26 6 20	15 9 6	4 4																
3 MARQUEZ Marc [SPA]	69	35	4	18 5 13	9 9 -	9 9 -	24 4 20	9 9																
4 DI GIANNANTONIO Fabio [ITA]	37	67	32	9 - 9	6 - 6	10 - 10	9 - 9	3 3																
5 BEZZECCHI Marco [ITA]	36	68	1	2 - 2	10 - 10	8 - 8	16 - 16	-																
6 MARQUEZ Alex [SPA]	27	77	9	13 3 10	- - -	1 - 1	13 - 13	-																
7 OLIVEIRA Miguel [POR]	23	81	4	1 - 1	7 - 7	5 - 5	10 2 8	-																
8 FERNANDEZ Raul [SPA]	13	91	10	- - -	- - -	7 1 6	5 - 5	1 1																
9 FERNANDEZ Augusto [SPA]	10	94	3	- - -	5 - 5	2 - 2	3 3 -	-																
10 MORBIDELLI Franco [ITA]	6	98	4	- - -	- - -	- - -	6 6 -	-																
11 ZARCO Johann [FRA]	5	99	1	4 - 4	1 - 1	- - -	- - -	-																
12 NAKAGAMI Takaaki [JPN]	4	100	1	- - -	2 - 2	- - -	2 - 2	-																

These data/results cannot be reproduced, stored and/or transmitted in whole or in part by any manner of electronic, mechanical, photocopying, recording, broadcasting or otherwise now known or herein after developed without the previous express consent by the copyright owner, except for reproduction in daily press and regular printed publications on sale to the public within 60 days of the event related to those data/results and always provided that copyright symbol appears together as follows below.
© DORNA, 2024





Results and timing service provided by TISSOT

MotoGP™

MICHELIN® GRAND PRIX DE FRANCE

After the Tissot Sprint

2024 Independent Team Classification

36

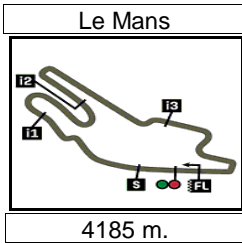
Team	Points	Leader	Previous	QAT	POR	AME	SPA	FRA	CAT	ITA	NED	GER	GBR	AUT	ARA	RSM	IND	INA	JPN	AUS	THA	MAL	VAL
1 PRIMA PRAMAC RACING	110			28	32	20	18	12															
2 GRESINI RACING MOTOGP	96	14	14	31	9	10	37	9															
3 RED BULL GASGAS TECH3	83	27	13	9	24	28	18	4															
4 PERTAMINA ENDURO VR46 RACING TE	73	37	10	11	16	18	25	3															
5 TRACKHOUSE RACING	36	74	37	1	7	12	15	1															
6 LCR HONDA	9	101	27	4	3	-	2	-															

These data/results cannot be reproduced, stored and/or transmitted in whole or in part by any manner of electronic, mechanical, photocopying, recording, broadcasting or otherwise now known or herein after developed without the previous express consent by the copyright owner, except for reproduction in daily press and regular printed publications on sale to the public within 60 days of the event related to those data/results and always provided that copyright symbol appears together as follows below.
© DORNA, 2024

Official MotoGP Timing by TISSOT
www.motogp.com



Le Mans, Saturday, May 11, 2024



Results and timing service provided by **TISSOT**

MotoGP™

MICHELIN® GRAND PRIX DE FRANCE

Tissot Sprint - Starting Grid

4185 m.

Race : 13 laps = 54.405 km



1	1 1'29.919 89 Jorge MARTIN Ducati	2	2 1'30.111 1 Francesco BAGNAIA Ducati	3	3 1'30.313 12 Maverick VIÑALES Aprilia
2	4 1'30.436 49 Fabio DI GIANNANTONIO Ducati	5	5 1'30.553 72 Marco BEZZECCHI Ducati	6	6 1'30.572 41 Aleix ESPARGARO Aprilia
3	7 1'30.650 31 Pedro ACOSTA KTM	8	8 1'30.686 20 Fabio QUARTARARO Yamaha	9	9 1'30.782 21 Franco MORBIDELLI Ducati
4	10 1'30.786 23 Enea BASTIANINI Ducati	11	11 1'31.007 43 Jack MILLER KTM	12	12 1'31.075 88 Miguel OLIVEIRA Aprilia
5	13 1'30.586 93 Marc MARQUEZ Ducati	14	14 1'30.676 25 Raul FERNANDEZ Aprilia	15	15 1'30.891 5 Johann ZARCO Honda
6	16 1'31.067 42 Alex RINS Yamaha	17	17 1'31.148 73 Alex MARQUEZ Ducati	18	18 1'31.186 36 Joan MIR Honda
7	19 1'31.274 30 Takaaki NAKAGAMI Honda	20	20 1'31.473 37 Augusto FERNANDEZ KTM	21	21 1'31.837 10 Luca MARINI Honda
8	22 1'32.228 33 Brad BINDER KTM				

The results are provisional until the end of the limit for protest and appeals and until the ratification of the Event Management Committee.
 Time limit for protest expires 60' at the latest after publication of the results - Time:


These data/results cannot be reproduced, stored and/or transmitted in whole or in part by any manner of electronic, mechanical, photocopying, recording, broadcasting or otherwise now known or herein after developed without the previous express consent by the copyright owner, except for reproduction in daily press and regular printed publications on sale to the public within 60 days of the event related to those data/results and always provided that copyright symbol appears together as follows below.
 © DORNA, 2024

Official MotoGP Timing by **TISSOT**
 www.motogp.com

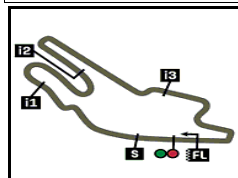


Le Mans, Saturday, May 11, 2024

Le Mans

Results and timing service provided by  TISSOT

MotoGP™



4185 m.

MICHELIN® GRAND PRIX DE FRANCE

Tissot Sprint

Top Speed & Average



Rider	Nation	Motorcycle	Top 5 speeds					Average	Top
23 Enea BASTIANINI	ITA	DUCATI	324.8	321.6	319.6	319.6	318.5	320.4	324.8
33 Brad BINDER	RSA	KTM	322.7	322.7	322.7	322.7	321.6	322.5	322.7
20 Fabio QUARTARARO	FRA	YAMAHA	321.6	320.6	319.6	319.6	319.6	320.0	321.6
21 Franco MORBIDELLI	ITA	DUCATI	321.6	319.6	319.6	318.5	317.5	319.1	321.6
31 Pedro ACOSTA	SPA	KTM	321.6	321.6	319.6	319.6	318.5	319.6	321.6
30 Takaaki NAKAGAMI	JPN	HONDA	320.6	315.5	314.5	313.5	312.6	314.6	320.6
42 Alex RINS	SPA	YAMAHA	320.6	320.6	320.6	318.5	318.5	319.6	320.6
88 Miguel OLIVEIRA	POR	APRILIA	320.6	320.6	319.6	319.6	318.5	319.8	320.6
1 Francesco BAGNAIA	ITA	DUCATI	319.6	315.5	228.7			287.9	319.6
25 Raul FERNANDEZ	SPA	APRILIA	319.6	319.6	318.5	318.5	317.5	318.7	319.6
43 Jack MILLER	AUS	KTM	319.6	317.5	317.5	317.5	316.5	317.4	319.6
72 Marco BEZZECCHI	ITA	DUCATI	319.6	317.5	317.5	317.5	317.5	317.9	319.6
73 Alex MARQUEZ	SPA	DUCATI	319.6	319.6	318.5	317.5	316.5	317.8	319.6
37 Augusto FERNANDEZ	SPA	KTM	318.5	316.5	316.5	315.5	314.5	316.0	318.5
41 Aleix ESPARGARO	SPA	APRILIA	318.5	317.5	316.5	315.5	315.5	316.3	318.5
49 Fabio DI GIANNANTONIO	ITA	DUCATI	318.5	318.5	317.5	317.5	316.5	317.7	318.5
93 Marc MARQUEZ	SPA	DUCATI	317.5	316.5	316.5	316.5	316.5	316.6	317.5
10 Luca MARINI	ITA	HONDA	316.5	316.5	316.5	316.5	315.5	316.2	316.5
12 Maverick VIÑALES	SPA	APRILIA	316.5	315.5	315.5	315.5	314.5	315.3	316.5
5 Johann ZARCO	FRA	HONDA	315.5	315.5	315.5	313.5	313.5	314.5	315.5
36 Joan MIR	SPA	HONDA	315.5	312.6	311.6	259.0		299.7	315.5
89 Jorge MARTIN	SPA	DUCATI	315.5	314.5	314.5	314.5	314.5	314.7	315.5

These data/results cannot be reproduced, stored and/or transmitted in whole or in part by any manner of electronic, mechanical, photocopying, recording, broadcasting or otherwise now known or herein after developed without the previous express consent by the copyright owner, except for reproduction in daily press and regular printed publications on sale to the public within 60 days of the event related to those data/results and always provided that copyright symbol appears together as follows below.


© DORNA, 2024

Official MotoGP Timing by TISSOT
www.motogp.com

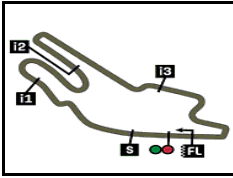


Le Mans, Saturday, May 11, 2024

Le Mans

Results and timing service provided by 

MotoGP™




4185 m.

MICHELIN® GRAND PRIX DE FRANCE

Tissot Sprint

Fastest Laps Sequence

Lap	Race Time	 Rider	Nation	Motorcycle	Time	Km/h	Riders's Lap
2	3'04.871	89 Jorge MARTIN	SPA	DUCATI	1'30.998	165.5	2
2	3'05.614	72 Marco BEZZECCHI	ITA	DUCATI	1'30.860	165.8	2
3	4'36.466	72 Marco BEZZECCHI	ITA	DUCATI	1'30.852	165.8	3

These data/results cannot be reproduced, stored and/or transmitted in whole or in part by any manner of electronic, mechanical, photocopying, recording, broadcasting or otherwise now known or herein after developed without the previous express consent by the copyright owner, except for reproduction in daily press and regular printed publications on sale to the public within 60 days of the event related to those data/results and always provided that copyright symbol appears together as follows below.

© DORNA, 2024

Official MotoGP Timing by TISSOT
www.motogp.com



Le Mans, Saturday, May 11, 2024