

Results and timing service provided by **TISSOT**

MotoGP™

MICHELIN® GRAND PRIX DE FRANCE

Race

Classification after 27 laps = 112.995 km

29

Pos		Rider	Nation	Team	Motorcycle	Total Time	Km/h	Gap
1	25	89 Jorge MARTIN	SPA	Prima Pramac Racing	DUCATI	41'23.709	163.7	
2	20	93 Marc MARQUEZ	SPA	Gresini Racing MotoGP	DUCATI	41'24.155	163.7	0.446
3	16	1 Francesco BAGNAIA	ITA	Ducati Lenovo Team	DUCATI	41'24.294	163.7	0.585
4	13	23 Enea BASTIANINI	ITA	Ducati Lenovo Team	DUCATI	41'25.915	163.6	2.206
5	11	12 Maverick VIÑALES	SPA	Aprilia Racing	APRILIA	41'27.762	163.5	4.053
6	10	49 Fabio DI GIANNANTONIO	ITA	Pertamina Enduro VR46 Racing T	DUCATI	41'33.189	163.1	9.480
7	9	21 Franco MORBIDELLI	ITA	Prima Pramac Racing	DUCATI	41'33.577	163.1	9.868
8	8	33 Brad BINDER	RSA	Red Bull KTM Factory Racing	KTM	41'34.062	163.1	10.353
9	7	41 Aleix ESPARGARO	SPA	Aprilia Racing	APRILIA	41'35.101	163.0	11.392
10	6	73 Alex MARQUEZ	SPA	Gresini Racing MotoGP	DUCATI	41'37.151	162.8	13.442
11	5	25 Raul FERNANDEZ	SPA	Trackhouse Racing	APRILIA	41'47.910	162.1	24.201
12	4	5 Johann ZARCO	FRA	CASTROL Honda LCR	HONDA	41'50.518	162.0	26.809
13	3	37 Augusto FERNANDEZ	SPA	Red Bull GASGAS Tech3	KTM	41'51.135	161.9	27.426
14	2	30 Takaaki NAKAGAMI	JPN	IDEMITSU Honda LCR	HONDA	41'53.735	161.8	30.026
15	1	42 Alex RINS	SPA	Monster Energy Yamaha MotoGP	YAMAHA	41'54.645	161.7	30.936
16		10 Luca MARINI	ITA	Repsol Honda Team	HONDA	42'03.709	161.1	40.000
Not classified								
		20 Fabio QUARTARARO	FRA	Monster Energy Yamaha MotoGP	YAMAHA	24'37.629	163.1	11 laps
		43 Jack MILLER	AUS	Red Bull KTM Factory Racing	KTM	24'42.132	162.6	11 laps
		88 Miguel OLIVEIRA	POR	Trackhouse Racing	APRILIA	24'47.904	162.0	11 laps
		36 Joan MIR	SPA	Repsol Honda Team	HONDA	21'39.977	162.2	13 laps
		72 Marco BEZZECCHI	ITA	Pertamina Enduro VR46 Racing T	DUCATI	4'41.139	160.7	24 laps
		31 Pedro ACOSTA	SPA	Red Bull GASGAS Tech3	KTM	3'07.984	160.2	25 laps

The results are provisional until the end of the limit for protest and appeals.

Time limit for protest expires 60' after publication of the results - Time:

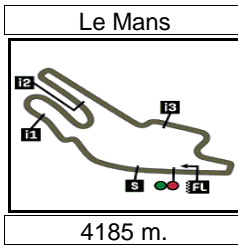
These data/results cannot be reproduced, stored and/or transmitted in whole or in part by any manner of electronic, mechanical, photocopying, recording, broadcasting or otherwise now known or herein after developed without the previous express consent by the copyright owner, except for reproduction in daily press and regular printed publications on sale to the public within 60 days of the event related to those data/results and always provided that copyright symbol appears together as follows below.

© DORNA, 2024

Official MotoGP Timing by **TISSOT**
www.motogp.com



Le Mans, Sunday, May 12, 2024



Results and timing service provided by **TISSOT**

MotoGP™

MICHELIN® GRAND PRIX DE FRANCE

Race

Classification after 27 laps = 112.995 km

29

Pos	Rider	Nation	Team	Motorcycle	Total Time	Km/h	Gap
-----	-------	--------	------	------------	------------	------	-----

Race condition: Dry
 Air: 21°
 Humidity: 68%
 Ground: 29°

Pole Position:		Jorge MARTIN	1'29.919	167.5 Km/h
Fastest Lap (New record):	Lap 23	Enea BASTIANINI	1'31.107	165.3 Km/h
Best Race Lap:	2022	Francesco BAGNAIA	1'31.778	164.1 Km/h
All Time Lap Record:	2024	Jorge MARTIN	1'29.919	167.5 Km/h

- 13:35'00
- 13:40'00
- 13:59'44
- 14:02'01
- 14:03'32 -
- 14:06'00 Pedro ACOSTA
- 14:07'10 Marco BEZZECCHI
- 14:14'45 Alex RINS
- 14:16'20 Alex RINS
- 14:21'54 Enea BASTIANINI
- 14:23'11 Enea BASTIANINI
- 14:25'07 Joan MIR
- 14:26'48 Miguel OLIVEIRA
- 14:27'51 Fabio QUARTARARO
- 14:28'05 Jack MILLER
- 14:30'26 Fabio DI GIANNANTONIO
- 14:32'11 Fabio DI GIANNANTONIO

- SIGHTING LAP START**
- All bikes on grid
- WARM UP LAP START**
- RACE START**
- No jump starts
- crashed out - Rider OK
- crashed out - Rider OK
- long lap penalty due to shortcut at T9
- long lap penalty - COMPLETED
- long lap penalty due to shortcut at T9
- long lap penalty - COMPLETED
- crashed out - Rider OK
- entered pits and retired
- crashed out - Rider OK
- crashed out - Rider OK
- long lap penalty due to shortcut at T4
- long lap penalty - COMPLETED

The results are provisional until the end of the limit for protest and appeals.

Time limit for protest expires 60' after publication of the results - Time:

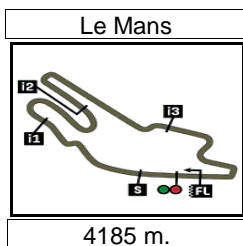
These data/results cannot be reproduced, stored and/or transmitted in whole or in part by any manner of electronic, mechanical, photocopying, recording, broadcasting or otherwise now known or herein after developed without the previous express consent by the copyright owner, except for reproduction in daily press and regular printed publications on sale to the public within 60 days of the event related to those data/results and always provided that copyright symbol appears together as follows below.

© DORNA, 2024

Official MotoGP Timing by **TISSOT**
 www.motogp.com



Le Mans, Sunday, May 12, 2024



Results and timing service provided by **TISSOT**

MICHELIN® GRAND PRIX DE FRANCE

MotoGP™

World Championship Classification

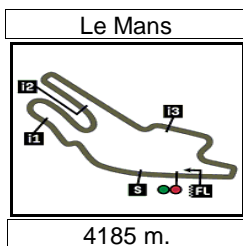
30

Rider	Points	Leader	Prev	QAT	POR	AME	SPA	FRA	CAT	ITA	NED	GER	GBR	AUT	ARA	RSM	IND	INA	JPN	AUS	THA	MAL	VAL	
1 MARTIN Jorge [SPA]	129			28 12 16	32 7 25	20 7 13	12 12 -	37 12 25																
2 BAGNAIA Francesco [ITA]	91	38	38	31 6 25	6 6 -	13 2 11	25 - 25	16 - 16																
3 MARQUEZ Marc [SPA]	89	40	2	18 5 13	9 9 0	9 9 -	24 4 20	29 9 20																
4 BASTIANINI Enea [ITA]	89	40	0	15 4 11	24 4 20	20 4 16	11 - 11	19 6 13																
5 VIÑALES Maverick [SPA]	81	48	8	7 1 6	12 12 -	37 12 25	7 - 7	18 7 11																
6 ACOSTA Pedro [SPA]	73	56	8	9 2 7	19 3 16	26 6 20	15 9 6	4 4																
7 BINDER Brad [RSA]	67	62	6	29 9 20	13 - 13	7 0 7	10 - 10	8 0 8																
8 ESPARGARO Aleix [SPA]	51	78	16	15 7 8	10 2 8	14 5 9	- - -	12 5 7																
9 DI GIANNANTONIO Fabio [ITA]	47	82	4	9 - 9	6 - 6	10 - 10	9 0 9	13 3 10																
10 BEZZECCHI Marco [ITA]	36	93	11	2 0 2	10 0 10	8 0 8	16 - 16	- -																
11 MARQUEZ Alex [SPA]	33	96	3	13 3 10	0 0 -	1 0 1	13 - 13	6 0 6																
12 QUARTARARO Fabio [FRA]	25	104	8	5 0 5	10 1 9	4 0 4	6 5 1	0 0																

These data/results cannot be reproduced, stored and/or transmitted in whole or in part by any manner of electronic, mechanical, photocopying, recording, broadcasting or otherwise now known or herein after developed without the previous express consent by the copyright owner, except for reproduction in daily press and regular printed publications on sale to the public within 60 days of the event related to those data/results and always provided that copyright symbol appears together as follows below.
© DORNA, 2024

Official MotoGP Timing by **TISSOT**
www.motogp.com





Results and timing service provided by **TISSOT**

MICHELIN® GRAND PRIX DE FRANCE

MotoGP™

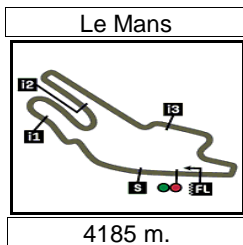
World Championship Classification

30

Rider	Points	Leader	Prev	QAT	POR	AME	SPA	FRA	CAT	ITA	NED	GER	GBR	AUT	ARA	RSM	IND	INA	JPN	AUS	THA	MAL	VAL
13 MILLER Jack [AUS]	24	105	1	0 0 0	16 5 11	6 3 3	0 0 -	2 2															
14 OLIVEIRA Miguel [POR]	23	106	1	1 0 1	7 0 7	5 0 5	10 2 8	0 0															
15 FERNANDEZ Raul [SPA]	18	111	5	0 0 -	0 0 -	7 1 6	5 0 5	6 1 5															
16 MORBIDELLI Franco [ITA]	15	114	3	0 0 0	0 0 0	0 0 -	6 6 -	9 0 9															
17 FERNANDEZ Augusto [SPA]	13	116	2	0 0 0	5 0 5	2 - 2	3 3 -	3 0 3															
18 MIR Joan [SPA]	12	117	1	3 0 3	4 0 4	- - -	5 1 4	- -															
19 ZARCO Johann [FRA]	9	120	3	4 0 4	1 - 1	- - -	0 0 -	4 0 4															
20 RINS Alex [SPA]	7	122	2	0 0 0	3 - 3	0 0 -	3 0 3	1 - 1															
21 PEDROSA Daniel [SPA]	7	122	0	- - -	- - -	- - -	7 7 -	- -															
22 NAKAGAMI Takaaki [JPN]	6	123	1	0 0 0	2 0 2	- - -	2 0 2	2 0 2															
23 MARINI Luca [ITA]	0	129	6	0 0 0	0 0 0	0 0 0	0 - 0	0 0 0															
24 BRADL Stefan [GER]	0	129	0	- - -	- - -	- - -	0 - 0	- -															

These data/results cannot be reproduced, stored and/or transmitted in whole or in part by any manner of electronic, mechanical, photocopying, recording, broadcasting or otherwise now known or herein after developed without the previous express consent by the copyright owner, except for reproduction in daily press and regular printed publications on sale to the public within 60 days of the event related to those data/results and always provided that copyright symbol appears together as follows below.
© DORNA, 2024





Results and timing service provided by TISSOT

MotoGP™

MICHELIN® GRAND PRIX DE FRANCE

World Championship Classification

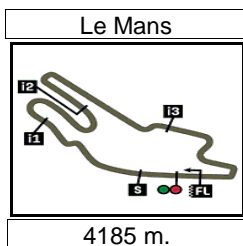
30

Rider	Points	Leader	Prev	QAT	POR	AME	SPA	FRA	CAT	ITA	NED	GER	GBR	AUT	ARA	RSM	IND	INA	JPN	AUS	THA	MAL	VAL	
25 SAVADORI Lorenzo [ITA]	0	129	0	-	-	-	0	-																
				-	-	-	0	-																

These data/results cannot be reproduced, stored and/or transmitted in whole or in part by any manner of electronic, mechanical, photocopying, recording, broadcasting or otherwise now known or herein after developed without the previous express consent by the copyright owner, except for reproduction in daily press and regular printed publications on sale to the public within 60 days of the event related to those data/results and always provided that copyright symbol appears together as follows below.
© DORNA, 2024

Official MotoGP Timing by TISSOT
www.motogp.com





Results and timing service provided by **TISSOT**

MICHELIN® GRAND PRIX DE FRANCE

MotoGP™

World Championship Classification

30

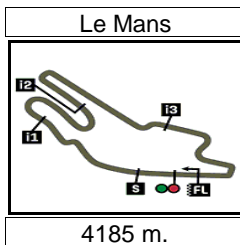
Constructor	Points	Leader	Previous	QAT	POR	AME	SPA	FRA	CAT	ITA	NED	GER	GBR	AUT	ARA	RSM	IND	INA	JPN	AUS	THA	MAL	VAL
1 DUCATI	170			37	34	25	37	37															
2 KTM	107	63	63	29	21	26	19	12															
3 APRILIA	100	70	7	15	20	37	10	18															
4 YAMAHA	28	142	72	5	10	4	8	1															
5 HONDA	17	153	11	4	4	-	5	4															

Team	Points	Leader	Previous	QAT	POR	AME	SPA	FRA	CAT	ITA	NED	GER	GBR	AUT	ARA	RSM	IND	INA	JPN	AUS	THA	MAL	VAL
1 DUCATI LENOVO TEAM	180			46	30	33	36	35															
2 PRIMA PRAMAC RACING	144	36	36	28	32	20	18	46															
3 APRILIA RACING	132	48	12	22	22	51	7	30															
4 GRESINI RACING MOTOGP	122	58	10	31	9	10	37	35															
5 RED BULL KTM FACTORY RACING	91	89	31	29	29	13	10	10															
6 RED BULL GASGAS TECH3	86	94	5	9	24	28	18	7															
7 PERTAMINA ENDURO VR46 RACING TE	83	97	3	11	16	18	25	13															
8 TRACKHOUSE RACING	41	139	42	1	7	12	15	6															
9 MONSTER ENERGY YAMAHA MOTOGP	32	148	9	5	13	4	9	1															
10 LCR HONDA	15	165	17	4	3	-	2	6															
11 REPSOL HONDA TEAM	12	168	3	3	4	-	5	-															

These data/results cannot be reproduced, stored and/or transmitted in whole or in part by any manner of electronic, mechanical, photocopying, recording, broadcasting or otherwise now known or herein after developed without the previous express consent by the copyright owner, except for reproduction in daily press and regular printed publications on sale to the public within 60 days of the event related to those data/results and always provided that copyright symbol appears together as follows below.
© DORNA, 2024

Official MotoGP Timing by **TISSOT**
www.motogp.com





Results and timing service provided by **TISSOT**

MotoGP™

MICHELIN® GRAND PRIX DE FRANCE

Race

Lap Chart

31

Pos	1	2	3	4	5	6	7	8	9	10	11	12	13	14	15	16	17	18	19	20	21	22
Grid	89	1	12	49	72	41	31	20	21	23	43	88	93	25	5	42	73	36	30	37	10	33



1	1	89	41	49	12	31	23	93	72	20	43	88	33	21	73	25	36	5	10	30	42	37
2	1	89	41	49	31	12	23	93	72	20	43	88	33	21	25	73	36	5	10	30	42	37
3	1	89	41	49	12	93	23	72	20	88	43	33	21	25	36	73	5	10	30	42	37	
4	1	89	41	49	12	93	23	20	88	43	33	21	25	36	73	5	30	10	37	42		
5	1	89	41	49	12	93	23	20	88	43	33	21	25	73	36	5	30	37	10	42		
6	1	89	41	49	12	93	23	20	88	43	33	21	25	73	36	5	30	37	10	42		
7	1	89	41	49	12	93	23	20	88	33	43	21	25	73	36	5	30	37	10	42		
8	1	89	41	49	12	93	23	20	88	33	21	43	25	73	36	5	30	37	10	42		
9	1	89	41	49	12	93	23	20	88	33	21	43	25	73	36	5	30	37	10	42		
10	1	89	49	41	12	93	23	20	88	33	21	43	25	73	36	5	30	37	10	42		
L	11	1	89	49	12	93	41	23	20	88	33	21	43	73	25	36	5	30	37	10	42	
a	12	1	89	49	12	93	23	20	41	88	21	33	73	43	25	36	5	30	37	10	42	
p	13	1	89	49	12	93	23	20	41	88	21	33	73	43	25	36	5	30	37	42	10	
s	14	1	89	49	93	12	20	41	88	23	21	33	73	43	25	36	5	30	37	42	10	
	15	1	89	49	93	12	20	41	88	23	21	33	73	43	25	5	30	37	42	10		
	16	1	89	49	93	12	20	41	23	21	33	73	43	25	88	5	30	37	42	10		
	17	1	89	49	93	12	41	23	21	33	73	25	5	30	37	42	10					
	18	1	89	93	12	49	41	23	21	33	73	25	5	30	37	42	10					
	19	1	89	93	12	49	23	41	21	33	73	25	5	30	37	42	10					
	20	1	89	93	12	23	49	41	21	33	73	25	5	30	37	42	10					
	21	89	1	93	12	23	49	41	21	33	73	25	5	30	37	42	10					
	22	89	1	93	12	23	49	41	21	33	73	25	5	30	37	42	10					
	23	89	1	93	12	23	49	41	21	33	73	25	5	37	30	42	10					
	24	89	1	93	12	23	49	41	21	33	73	25	5	37	30	42	10					
	25	89	1	93	12	23	49	41	21	33	73	25	5	37	30	42	10					
	26	89	1	93	23	12	49	41	21	33	73	25	5	37	30	42	10					
	27	89	93	1	23	12	49	21	33	41	73	25	5	37	30	42	10					

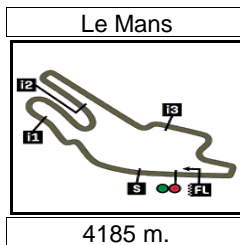
Winner Lapped rider

These data/results cannot be reproduced, stored and/or transmitted in whole or in part by any manner of electronic, mechanical, photocopying, recording, broadcasting or otherwise now known or herein after developed without the previous express consent by the copyright owner, except for reproduction in daily press and regular printed publications on sale to the public within 60 days of the event related to those data/results and always provided that copyright symbol appears together as follows below.
© DORNA, 2024

Official MotoGP Timing by **TISSOT**
www.motogp.com



Le Mans, Sunday, May 12, 2024



Results and timing service provided by **TISSOT**


MotoGP™

MICHELIN® GRAND PRIX DE FRANCE

Race

Fastest Lap of Each Rider

32

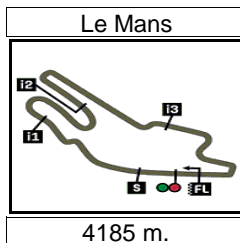
	Rider	Nation	Team	Motorcycle	Time	Lap Total	Gap
1	23 Enea BASTIANINI	ITA	Ducati Lenovo Team	DUCATI	1'31.107	23 27	
2	49 Fabio DI GIANNANTONIO	ITA	Pertamina Enduro VR46 Racing Tea	DUCATI	1'31.403	6 27	0.296 0.296
3	41 Aleix ESPARGARO	SPA	Aprilia Racing	APRILIA	1'31.447	5 27	0.340 0.044
4	93 Marc MARQUEZ	SPA	Gresini Racing MotoGP	DUCATI	1'31.463	15 27	0.356 0.016
5	1 Francesco BAGNAIA	ITA	Ducati Lenovo Team	DUCATI	1'31.531	5 27	0.424 0.068
6	89 Jorge MARTIN	SPA	Prima Pramac Racing	DUCATI	1'31.557	23 27	0.450 0.026
7	12 Maverick VIÑALES	SPA	Aprilia Racing	APRILIA	1'31.561	19 27	0.454 0.004
8	88 Miguel OLIVEIRA	POR	Trackhouse Racing	APRILIA	1'31.615	5 16	0.508 0.054
9	20 Fabio QUARTARARO	FRA	Monster Energy Yamaha MotoGP T	YAMAHA	1'31.686	5 16	0.579 0.071
10	21 Franco MORBIDELLI	ITA	Prima Pramac Racing	DUCATI	1'31.829	9 27	0.722 0.143
11	33 Brad BINDER	RSA	Red Bull KTM Factory Racing	KTM	1'31.865	22 27	0.758 0.036
12	31 Pedro ACOSTA	SPA	Red Bull GASGAS Tech3	KTM	1'31.877	2 2	0.770 0.012
13	73 Alex MARQUEZ	SPA	Gresini Racing MotoGP	DUCATI	1'31.940	11 27	0.833 0.063
14	36 Joan MIR	SPA	Repsol Honda Team	HONDA	1'31.952	6 14	0.845 0.012
15	43 Jack MILLER	AUS	Red Bull KTM Factory Racing	KTM	1'31.978	11 16	0.871 0.026
16	25 Raul FERNANDEZ	SPA	Trackhouse Racing	APRILIA	1'32.005	3 27	0.898 0.027
17	37 Augusto FERNANDEZ	SPA	Red Bull GASGAS Tech3	KTM	1'32.011	5 27	0.904 0.006
18	42 Alex RINS	SPA	Monster Energy Yamaha MotoGP T	YAMAHA	1'32.038	6 27	0.931 0.027
19	72 Marco BEZZECCHI	ITA	Pertamina Enduro VR46 Racing Tea	DUCATI	1'32.156	3 3	1.049 0.118
20	5 Johann ZARCO	FRA	CASTROL Honda LCR	HONDA	1'32.287	11 27	1.180 0.131
21	30 Takaaki NAKAGAMI	JPN	IDEMITSU Honda LCR	HONDA	1'32.311	5 27	1.204 0.024
22	10 Luca MARINI	ITA	Repsol Honda Team	HONDA	1'32.739	26 27	1.632 0.428

These data/results cannot be reproduced, stored and/or transmitted in whole or in part by any manner of electronic, mechanical, photocopying, recording, broadcasting or otherwise now known or herein after developed without the previous express consent by the copyright owner, except for reproduction in daily press and regular printed publications on sale to the public within 60 days of the event related to those data/results and always provided that copyright symbol appears together as follows below.
© DORNA, 2024

Official MotoGP Timing by TISSOT
www.motogp.com

Le Mans, Sunday, May 12, 2024





Results and timing service provided by **TISSOT**

MotoGP™

MICHELIN® GRAND PRIX DE FRANCE

After the Race

Event Best Maximum Speed

33



<i>Rider</i>	<i>Nation Team</i>	<i>Motorcycle</i>	<i>Km/h</i>
23 Enea BASTIANINI	ITA Ducati Lenovo Team	DUCATI	324.8 Tissot Sprint
72 Marco BEZZECCHI	ITA Pertamina Enduro VR46 Racing T	DUCATI	324.8 Race
33 Brad BINDER	RSA Red Bull KTM Factory Racing	KTM	324.8 Race
93 Marc MARQUEZ	SPA Gresini Racing MotoGP	DUCATI	323.7 Race
20 Fabio QUARTARARO	FRA Monster Energy Yamaha MotoGP	YAMAHA	322.7 Race
42 Alex RINS	SPA Monster Energy Yamaha MotoGP	YAMAHA	322.7 Race
41 Aleix ESPARGARO	SPA Aprilia Racing	APRILIA	322.7 Race
73 Alex MARQUEZ	SPA Gresini Racing MotoGP	DUCATI	321.6 Race
12 Maverick VIÑALES	SPA Aprilia Racing	APRILIA	321.6 Race
31 Pedro ACOSTA	SPA Red Bull GASGAS Tech3	KTM	321.6 Tissot Sprint
30 Takaaki NAKAGAMI	JPN IDEMITSU Honda LCR	HONDA	321.6 Race
21 Franco MORBIDELLI	ITA Prima Pramac Racing	DUCATI	321.6 Tissot Sprint
88 Miguel OLIVEIRA	POR Trackhouse Racing	APRILIA	320.6 Tissot Sprint
1 Francesco BAGNAIA	ITA Ducati Lenovo Team	DUCATI	320.6 Race
49 Fabio DI GIANNANTONIO	ITA Pertamina Enduro VR46 Racing T	DUCATI	319.6 Race
43 Jack MILLER	AUS Red Bull KTM Factory Racing	KTM	319.6 Tissot Sprint
25 Raul FERNANDEZ	SPA Trackhouse Racing	APRILIA	319.6 Tissot Sprint
89 Jorge MARTIN	SPA Prima Pramac Racing	DUCATI	319.6 Race
10 Luca MARINI	ITA Repsol Honda Team	HONDA	318.5 Race
37 Augusto FERNANDEZ	SPA Red Bull GASGAS Tech3	KTM	318.5 Tissot Sprint
36 Joan MIR	SPA Repsol Honda Team	HONDA	317.5 Race
5 Johann ZARCO	FRA CASTROL Honda LCR	HONDA	315.5 Tissot Sprint

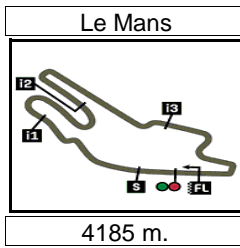
These data/results cannot be reproduced, stored and/or transmitted in whole or in part by any manner of electronic, mechanical, photocopying, recording, broadcasting or otherwise now known or herein after developed without the previous express consent by the copyright owner, except for reproduction in daily press and regular printed publications on sale to the public within 60 days of the event related to those data/results and always provided that copyright symbol appears together as follows below.

© DORNA, 2024

Official MotoGP Timing by TISSOT
www.motogp.com



Le Mans, Sunday, May 12, 2024



Results and timing service provided by **TISSOT**

MotoGP™

MICHELIN® GRAND PRIX DE FRANCE

Race

Chronological Analysis of Performances

34

* Lap / Sector time cancelled

T1 Time from finish line to 1st intermediate

T3 Time from 2nd intermed. to 3rd intermed.

P Crossing the finish line in pit lane

T2 Time from 1st intermed. to 2nd intermed.

T4 Time from 3rd intermediate to finish line

**Tyre data subject to further updates

Lap	Lap Time	T1	T2	T3	T4	Speed	Lap	Lap Time	T1	T2	T3	T4	Speed
1st	89	Jorge MARTIN		DUCATI		SPA	8	1'31.833	20.835	21.123	25.527	24.348	322.7
		Prima Pramac Racing					9	1'31.903	20.725	21.057	25.641	24.480	321.6
		Runs=1	Total laps=27	Full laps=26	Valid laps=26		10	1'32.102	20.820	20.992	25.721	24.569	319.6
Run #	1	Front Tyre	Slick-Hard	Rear Tyre	Slick-Soft								
			New Tyre		New Tyre								
1	1'35.235	23.916	21.121	25.592	24.606	236.8	11	1'32.076	20.972	21.011	25.652	24.441	323.7
2	1'32.071	21.085	21.015	25.475	24.496	315.5	12	1'31.674	20.738	21.082	25.424	24.430	318.5
3	1'31.966	20.997	21.001	25.579	24.389	318.5	13	1'31.868	20.748	21.076	25.670	24.374	320.6
4	1'31.704	21.018	20.939	25.402	24.345	316.5	14	1'31.865	20.827	21.047	25.648	24.343	321.6
5	1'31.637	20.882	20.964	25.501	24.290	317.5	15	1'31.463	20.836	20.969	25.407	24.251	320.6
6	1'31.707	20.908	20.930	25.451	24.418	316.5	16	1'31.820	20.774	21.086	25.581	24.379	318.5
7	1'31.710	20.871	21.021	25.474	24.344	319.6	17	1'32.712	21.743	21.053	25.521	24.395	321.6
8	1'31.908	20.839	21.016	25.508	24.545	318.5	18	1'31.772	21.053	20.990	25.396	24.333	317.5
9	1'32.209	20.907	21.324	25.595	24.383	319.6	19	1'31.573	20.737	20.989	25.549	24.298	317.5
10	1'31.923	20.928	21.083	25.472	24.440	319.6	20	1'31.529	20.765	20.992	25.490	24.282	317.5
11	1'31.824	20.894	21.068	25.407	24.455	316.5	21	1'31.636	20.810	21.039	25.438	24.349	317.5
12	1'31.949	20.858	21.143	25.499	24.449	316.5	22	1'31.730	20.719	20.988	25.655	24.368	319.6
13	1'31.845	20.870	21.085	25.423	24.467	315.5	23	1'31.749	20.812	21.051	25.560	24.326	320.6
14	1'31.713	20.818	21.122	25.410	24.363	315.5	24	1'31.726	20.808	21.096	25.486	24.336	317.5
15	1'31.631	20.910	21.052	25.241	24.428	316.5	25	1'31.908	20.711	21.274	25.558	24.365	317.5
16	1'31.753	20.835	21.057	25.394	24.467	317.5	26	1'31.661	20.801	20.935	25.527	24.398	320.6
17	1'31.929	20.882	21.165	25.412	24.470	317.5	27	1'31.761	20.781	20.978	25.588	24.414	317.5
18	1'32.073	20.888	21.115	25.459	24.611	318.5							
19	1'31.862	20.849	21.011	25.440	24.562	318.5							
20	1'32.173	21.178	21.059	25.507	24.429	318.5							
21	1'32.105	21.006	21.113	25.554	24.432	319.6							
22	1'31.971	20.851	21.098	25.555	24.467	314.5							
23	1'31.557	20.820	21.049	25.293	24.395	314.5							
24	1'31.572	20.806	21.075	25.345	24.346	314.5							
25	1'32.088	21.248	21.159	25.342	24.339	311.6							
26	1'31.722	20.889	21.066	25.332	24.435	315.5							
27	1'31.872	21.034	20.999	25.349	24.490	312.6							
							3rd	1	Francesco BAGNAIA		DUCATI	ITA	
									Ducati Lenovo Team				
									Runs=1	Total laps=27	Full laps=26	Valid laps=25	
Run #	1	Front Tyre	Slick-Hard	Rear Tyre	Slick-Soft								
			New Tyre		New Tyre								
1	1'35.114	23.620	21.234	25.643	24.617	239.7							
2	1'32.108	21.018	21.007	25.564	24.519	313.5							
3	1'31.808	20.931	21.027	25.516	24.334	315.5							
4	1'31.802	20.933	20.961	25.520	24.388	315.5							
5	1'31.531	20.773	20.956	25.526	24.276	315.5							
6	1'31.780	20.949	20.929	25.485	24.417	314.5							
7	1'31.646	20.841	20.977	25.506	24.322	316.5							
8	1'31.979	20.911	20.998	25.608	24.462	316.5							
9	1'32.247	20.802	21.237	25.726	24.482	315.5							
10	1'31.800	20.868	20.973	25.521	24.438	316.5							
11	1'31.685	20.809	20.960	25.544	24.372	316.5							
12	1'31.844	20.895	21.030	25.501	24.418	316.5							
13	1'31.776	20.915	21.091	25.434	24.336	314.5							
14	1'31.805	20.913	21.031	25.486	24.375	315.5							
15	1'31.694	20.915	21.002	25.474	24.303	316.5							
16	1'31.912	20.883	20.978	25.563	24.488	315.5							
17	1'31.929	20.904	21.083	25.474	24.468	314.5							
18	1'32.175 *	21.011	21.088	25.524	24.552*	316.5							
19	1'31.831	20.821	20.970	25.595	24.445	317.5							

Fastest Lap: Enea BASTIANINI Ducati Lenovo Team ITA **1'31.107** 20.666 20.991 25.270 24.180

These data/results cannot be reproduced, stored and/or transmitted in whole or in part by any manner of electronic, mechanical, photocopying, recording, broadcasting or otherwise now known or herein after developed without the previous express consent by the copyright owner, except for reproduction in daily press and regular printed publications on sale to the public within 60 days of the event related to those data/results and always provided that copyright symbol appears together as follows below.
© DORNA, 2024



Race

MotoGP

Lap	Lap Time	T1	T2	T3	T4	Speed	Lap	Lap Time	T1	T2	T3	T4	Speed
20	1'32.214	21.245	21.077	25.509	24.383	316.5	10	1'32.158	20.842	21.075	25.639	24.602	318.5
21	1'32.666	21.233	21.265	25.678	24.490	315.5	11	1'31.758	20.938	21.062	25.458	24.300	310.6
22	1'31.796	20.780	21.082	25.650	24.284	319.6	12	1'31.777	20.831	21.076	25.472	24.398	315.5
23	1'31.733	20.865	21.097	25.472	24.299	320.6	13	1'31.939	20.818	21.156	25.591	24.374	319.6
24	1'31.601	20.816	21.062	25.421	24.302	318.5	14	1'32.416	20.843	21.107	25.967	24.499	316.5
25	1'31.905	20.876	21.323	25.450	24.256	317.5	15	1'31.713	20.859	21.091	25.417	24.346	318.5
26	1'31.573	20.833	20.999	25.451	24.290	320.6	16	1'31.867	20.784	21.130	25.506	24.447	318.5
27	1'32.340	21.042	21.023	25.837	24.438	310.6	17	1'32.518	21.358	21.293	25.469	24.398	321.6

4th **23** **Enea BASTIANINI** DUCATI ITA
 Ducati Lenovo Team
 Runs=1 Total laps=27 Full laps=26 Valid laps=25

Run #	1	Front Tyre	Slick-Hard	Rear Tyre	Slick-Soft	
		New Tyre		New Tyre		
1	1'36.359	24.315	21.574	25.859	24.611	252.4
2	1'32.149	21.142	21.035	25.459	24.513	318.5
3	1'32.530	21.339	20.980	25.756	24.455	320.6
4	1'32.006	21.100	21.005	25.525	24.376	321.6
5	1'31.672	20.767	20.981	25.538	24.386	319.6
6	1'31.523	20.837	21.003	25.288	24.395	317.5
7	1'31.753	20.900	21.024	25.451	24.378	320.6
8	1'31.909	20.977	21.067	25.464	24.401	321.6
9	1'31.907	20.777	21.096	25.556	24.478	320.6
10	1'32.016	20.826	21.056	25.599	24.535	320.6
11	1'32.361	20.993	21.015	25.784	24.569	321.6
12	1'32.394 *	20.809	21.142	25.415*	25.028	321.6
13	1'31.827	20.877	21.052	25.534	24.364	318.5
14	1'34.446	20.894	21.075	28.022	24.455	317.5
15	1'32.016	20.969	21.137	25.514	24.396	319.6
16	1'31.988	21.098	21.066	25.433	24.391	319.6
17	1'31.662	20.816	21.042	25.434	24.370	319.6
18	1'31.855	20.963	21.070	25.480	24.342	317.5
19	1'31.397	20.856	21.053	25.298	24.190	321.6
20	1'31.408	20.667	21.108	25.394	24.239	317.5
21	1'31.726	20.745	21.037	25.642	24.302	317.5
22	1'31.753	20.721	21.069	25.665	24.298	318.5
23	1'31.107	20.666	20.991	25.270	24.180	318.5
24	1'31.331	20.645	21.045	25.371	24.270	319.6
25	1'31.787	20.800	21.287	25.396	24.304	319.6
26	1'31.519	20.890	21.085	25.283	24.261	317.5
27	1'31.514	20.825	21.038	25.308	24.343	317.5

5th **12** **Maverick VIÑALES** APRILIA SPA
 Aprilia Racing
 Runs=1 Total laps=27 Full laps=26 Valid laps=26

Run #	1	Front Tyre	Slick-Hard	Rear Tyre	Slick-Soft	
		New Tyre		New Tyre		
1	1'35.904	24.114	21.478	25.814	24.498	239.1
2	1'32.320	21.088	21.331	25.562	24.339	315.5
3	1'32.318	21.139	21.061	25.787	24.331	316.5
4	1'31.653	20.892	21.040	25.431	24.290	318.5
5	1'31.688	20.805	21.038	25.524	24.321	316.5
6	1'31.865	20.892	20.998	25.460	24.515	312.6
7	1'31.848	21.062	20.977	25.440	24.369	315.5
8	1'31.783	20.859	21.147	25.430	24.347	316.5
9	1'31.910	20.837	21.053	25.546	24.474	317.5

18	1'31.925	21.019	21.174	25.382	24.350	315.5
19	1'31.561	20.760	21.119	25.364	24.318	317.5
20	1'31.700	20.722	21.098	25.462	24.418	318.5
21	1'32.023	20.893	21.166	25.500	24.464	316.5
22	1'32.381	21.096	21.246	25.529	24.510	314.5
23	1'31.908	20.852	21.198	25.520	24.338	313.5
24	1'31.804	20.865	21.117	25.380	24.442	316.5
25	1'32.014	21.045	21.190	25.426	24.353	310.6
26	1'32.244	20.894	21.356	25.495	24.499	315.5
27	1'32.767	21.101	21.259	25.745	24.662	314.5

6th **49** **Fabio DI GIANNANTONI** DUCATI ITA
 Pertamina Enduro VR46 Racing Team
 Runs=1 Total laps=27 Full laps=26 Valid laps=25

Run #	1	Front Tyre	Slick-Hard	Rear Tyre	Slick-Soft	
		New Tyre		New Tyre		
1	1'35.725	24.117	21.379	25.713	24.516	239.1
2	1'32.171	21.054	21.042	25.663	24.412	318.5
3	1'32.306	20.927	21.094	25.981	24.304	317.5
4	1'31.651	20.937	20.979	25.484	24.251	317.5
5	1'31.621	20.836	21.028	25.480	24.277	317.5
6	1'31.403	20.855	20.990	25.340	24.218	316.5
7	1'31.774	20.890	21.024	25.456	24.404	319.6
8	1'32.420	21.026	21.558	25.438	24.398	318.5
9	1'31.941	20.860	21.124	25.574	24.383	317.5
10	1'31.939	20.854	21.118	25.518	24.449	318.5
11	1'31.768	20.948	21.024	25.425	24.371	315.5
12	1'31.946	20.898	20.989	25.747	24.312	314.5
13	1'31.948	20.945	21.045	25.574	24.384	315.5
14	1'31.884	20.983	21.023	25.457	24.421	315.5
15	1'31.781	20.942	21.003	25.413	24.423	316.5
16	1'31.947	20.932	21.058	25.573	24.384	315.5
17	1'32.801	21.697	21.082	25.487	24.535	316.5
18	1'32.846 *	21.604*	21.161	25.598	24.483	307.7
19	1'32.206	20.930	21.123	25.665	24.488	317.5
20	1'34.832	20.911	21.124	28.301	24.496	315.5
21	1'32.232	20.985	21.147	25.657	24.443	314.5
22	1'32.253	20.968	21.088	25.742	24.455	314.5
23	1'31.938	20.963	21.033	25.535	24.407	317.5
24	1'32.064	20.967	21.149	25.561	24.387	314.5
25	1'32.190	21.007	21.125	25.599	24.459	315.5
26	1'32.940	21.520	21.352	25.565	24.503	311.6
27	1'32.662	21.305	21.052	25.731	24.574	315.5

Fastest Lap: Enea BASTIANINI Ducati Lenovo Team ITA **1'31.107** 20.666 20.991 25.270 24.180

These data/results cannot be reproduced, stored and/or transmitted in whole or in part by any manner of electronic, mechanical, photocopying, recording, broadcasting or otherwise now known or herein after developed without the previous express consent by the copyright owner, except for reproduction in daily press and regular printed publications on sale to the public within 60 days of the event related to those data/results and always provided that copyright symbol appears together as follows below.
 © DORNA, 2024



Race

MotoGP

Lap	Lap Time	T1	T2	T3	T4	Speed	Lap	Lap Time	T1	T2	T3	T4	Speed	
7th	21	Franco MORBIDELLI				DUCATI	ITA	19	1'32.038	20.816	21.172	25.404	24.646	320.6
		Prima Pramac Racing						20	1'32.264	21.045	21.129	25.487	24.603	317.5
		Runs=1 Total laps=27 Full laps=26 Valid laps=26						21	1'32.005	20.805	21.179	25.523	24.498	319.6
Run #	1	Front Tyre	Slick-Hard	Rear Tyre	Slick-Soft									
			New Tyre		New Tyre									
1	1'37.847	25.082	21.769	26.150	24.846	244.4								
2	1'32.575	21.158	21.159	25.723	24.535	316.5								
3	1'32.408	20.987	21.000	25.915	24.506	316.5								
4	1'32.255	20.966	21.116	25.627	24.546	317.5								
5	1'32.067	20.903	21.086	25.621	24.457	317.5								
6	1'32.152	21.042	21.078	25.490	24.542	314.5								
7	1'32.450	21.106	20.991	25.725	24.628	316.5								
8	1'32.094	21.125	21.038	25.487	24.444	319.6								
9	1'31.829	20.955	21.087	25.389	24.398	317.5								
10	1'31.935	20.979	21.024	25.483	24.449	316.5								
11	1'32.181	20.992	21.022	25.593	24.574	319.6								
12	1'32.132	21.000	21.058	25.561	24.513	317.5								
13	1'32.122	21.074	21.054	25.504	24.490	315.5								
14	1'32.042	21.076	21.074	25.492	24.400	316.5								
15	1'31.850	21.032	21.051	25.340	24.427	317.5								
16	1'31.866	20.940	21.021	25.491	24.414	316.5								
17	1'32.071	21.101	21.064	25.470	24.436	316.5								
18	1'32.227	21.151	21.065	25.529	24.482	314.5								
19	1'31.832	21.003	21.018	25.434	24.377	315.5								
20	1'32.152	21.028	21.026	25.589	24.509	316.5								
21	1'32.143	21.117	21.114	25.446	24.466	317.5								
22	1'32.147	21.021	21.135	25.563	24.428	318.5								
23	1'31.832	20.911	21.061	25.434	24.426	319.6								
24	1'32.070	20.896	21.230	25.475	24.469	319.6								
25	1'32.606	20.965	21.511	25.495	24.635	318.5								
26	1'32.259	21.013	21.106	25.651	24.489	315.5								
27	1'32.433	20.990	21.308	25.551	24.584	318.5								
9th	41	Aleix ESPARGARO				APRILIA	SPA							
		Aprilia Racing												
		Runs=1 Total laps=27 Full laps=26 Valid laps=25												
Run #	1	Front Tyre	Slick-Hard	Rear Tyre	Slick-Soft									
			New Tyre		New Tyre									
1	1'35.539	24.049	21.299	25.708	24.483	238.5								
2	1'32.192	21.048	21.045	25.606	24.493	317.5								
3	1'32.063	20.908	21.201	25.598	24.356	316.5								
4	1'31.766	20.951	20.985	25.467	24.363	319.6								
5	1'31.447	20.775	20.940	25.399	24.333	316.5								
6	1'31.659	20.846	20.947	25.481	24.385	316.5								
7	1'31.853	20.837	21.033	25.540	24.443	314.5								
8	1'32.340	21.159	21.212	25.393	24.576	313.5								
9	1'31.974	20.811	21.118	25.609	24.436	318.5								
10	1'32.563	20.900	21.090	25.962	24.611	316.5								
11	1'32.635	20.864	21.110	25.985	24.676	320.6								
12	1'33.727 *	20.839	21.081			322.7								
13	1'31.955	20.910	21.058	25.522	24.465	315.5								
14	1'32.012	20.946	21.022	25.624	24.420	317.5								
15	1'32.277	21.281	21.104	25.488	24.404	318.5								
16	1'32.095	21.085	21.061	25.526	24.423	319.6								
17	1'31.749	20.753	21.037	25.534	24.425	320.6								
18	1'32.102	21.047	21.138	25.438	24.479	316.5								
19	1'33.138	21.356	21.327	25.592	24.863	318.5								
20	1'32.215	20.843	21.132	25.711	24.529	315.5								
21	1'32.301	20.902	21.299	25.595	24.505	317.5								
22	1'32.111	20.869	21.145	25.672	24.425	317.5								
23	1'31.957	20.921	21.095	25.530	24.411	320.6								
24	1'32.034	20.874	21.150	25.602	24.408	318.5								
25	1'32.134	20.876	21.182	25.611	24.465	319.6								
26	1'32.931	21.192	21.283	25.995	24.461	314.5								
27	1'34.332	21.189	21.232	25.605	26.306	320.6								
10th	73	Alex MARQUEZ				DUCATI	SPA							
		Gresini Racing MotoGP												
		Runs=1 Total laps=27 Full laps=26 Valid laps=26												
Run #	1	Front Tyre	Slick-Hard	Rear Tyre	Slick-Soft									
			New Tyre		New Tyre									
1	1'38.020	25.365	21.650	26.052	24.953	256.3								
2	1'33.121	21.183	21.145	25.868	24.925	317.5								
3	1'33.179	21.002	21.130	26.589	24.458	318.5								
4	1'32.088	20.954	21.113	25.517	24.504	319.6								
5	1'32.377	21.182	21.193	25.550	24.452	317.5								
6	1'31.988	21.001	21.075	25.395	24.517	316.5								
7	1'32.017	20.885	21.134	25.498	24.500	317.5								
8	1'32.139	20.886	21.134	25.511	24.608	317.5								

Fastest Lap: Enea BASTIANINI Ducati Lenovo Team ITA **1'31.107** 20.666 20.991 25.270 24.180

These data/results cannot be reproduced, stored and/or transmitted in whole or in part by any manner of electronic, mechanical, photocopying, recording, broadcasting or otherwise now known or herein after developed without the previous express consent by the copyright owner, except for reproduction in daily press and regular printed publications on sale to the public within 60 days of the event related to those data/results and always provided that copyright symbol appears together as follows below.
 © DORNA, 2024



Race

MotoGP

Lap	Lap Time	T1	T2	T3	T4	Speed	Lap	Lap Time	T1	T2	T3	T4	Speed
9	1'32.160	20.858	21.247	25.562	24.493	319.6							
10	1'32.034	20.955	21.072	25.533	24.474	319.6							
11	1'31.940	20.966	21.067	25.413	24.494	321.6	1	1'38.560	25.427	21.862	26.556	24.715	255.0
12	1'32.200	20.847	21.073	25.780	24.500	317.5	2	1'32.982	21.331	21.249	25.696	24.706	315.5
13	1'32.024	20.837	21.051	25.614	24.522	317.5	3	1'33.207	21.220	21.116	26.235	24.636	315.5
14	1'32.082	20.783	21.135	25.677	24.487	317.5	4	1'32.801	21.374	21.101	25.720	24.606	315.5
15	1'31.991	20.823	21.133	25.502	24.533	317.5	5	1'32.521	21.133	21.158	25.609	24.621	311.6
16	1'31.945	20.794	21.055	25.638	24.458	317.5	6	1'32.592	21.248	21.119	25.599	24.626	311.6
17	1'32.262	20.892	21.083	25.753	24.534	318.5	7	1'32.453	21.099	21.110	25.648	24.596	314.5
18	1'32.113	20.861	21.229	25.565	24.458	317.5	8	1'32.637	21.217	21.134	25.704	24.582	314.5
19	1'32.114	20.827	21.084	25.645	24.558	318.5	9	1'32.577	21.183	21.063	25.665	24.666	309.6
20	1'32.228	20.811	21.132	25.670	24.615	314.5	10	1'32.838	21.096	21.143	25.985	24.614	311.6
21	1'32.492	20.977	21.145	25.726	24.644	316.5	11	1'32.287	21.009	21.042	25.642	24.594	305.8
22	1'32.198	20.817	21.231	25.621	24.529	315.5	12	1'32.644	21.077	21.154	25.682	24.731	309.6
23	1'32.037	20.856	21.123	25.442	24.616	317.5	13	1'33.043	21.251	21.188	25.757	24.847	310.6
24	1'32.414	21.030	21.192	25.604	24.588	315.5	14	1'32.763	21.319	21.149	25.662	24.633	314.5
25	1'32.232	20.918	21.218	25.512	24.584	317.5	15	1'32.737	21.198	21.101	25.671	24.767	313.5
26	1'32.756	21.171	21.225	25.670	24.690	315.5	16	1'32.639	21.148	21.196	25.531	24.764	309.6
27	1'33.000	21.074	21.358	25.646	24.922	314.5	17	1'33.140	21.155	21.188	25.818	24.979	310.6

11th 25 Raul FERNANDEZ APRILIA SPA
Trackhouse Racing
Runs=1 Total laps=27 Full laps=26 Valid laps=26

Run #	1	Front Tyre	Slick-Hard	Rear Tyre	Slick-Soft	Speed
		New Tyre		New Tyre		
1	1'38.185	25.265	21.931	26.166	24.823	250.5
2	1'32.867	21.246	21.034	25.858	24.729	314.5
3	1'32.005	21.000	20.993	25.501	24.511	316.5
4	1'32.346	21.000	21.087	25.753	24.506	316.5
5	1'32.020	20.996	21.044	25.606	24.374	313.5
6	1'32.149	21.070	21.071	25.576	24.432	314.5
7	1'32.359	20.984	21.059	25.747	24.569	318.5
8	1'32.694	21.254	21.319	25.583	24.538	319.6
9	1'32.200	21.066	21.056	25.623	24.455	317.5
10	1'32.147	21.001	21.062	25.557	24.527	317.5
11	1'32.472	21.247	21.209	25.560	24.456	317.5
12	1'32.427	21.006	21.097	25.804	24.520	314.5
13	1'32.498	21.098	21.122	25.701	24.577	315.5
14	1'32.484	21.097	21.099	25.663	24.625	316.5
15	1'32.323	21.094	21.087	25.662	24.480	316.5
16	1'32.637	21.102	21.237	25.753	24.545	316.5
17	1'33.011	21.008	21.218	26.166	24.619	316.5
18	1'32.802	21.201	21.299	25.642	24.660	310.6
19	1'32.638	21.052	21.279	25.764	24.543	314.5
20	1'32.687	21.120	21.234	25.656	24.677	313.5
21	1'33.096	21.157	21.376	25.915	24.648	313.5
22	1'32.769	21.095	21.247	25.869	24.558	313.5
23	1'32.971	21.217	21.383	25.741	24.630	313.5
24	1'33.415	21.258	21.511	25.983	24.663	313.5
25	1'33.501	21.323	21.441	26.045	24.692	311.6
26	1'33.446	21.306	21.531	25.710	24.899	313.5
27	1'33.761	21.279	21.436	26.022	25.024	310.6

12th 5 Johann ZARCO HONDA FRA
CASTROL Honda LCR
Runs=1 Total laps=27 Full laps=26 Valid laps=26

13th 37 Augusto FERNANDEZ KTM SPA
Red Bull GASGAS Tech3
Runs=1 Total laps=27 Full laps=26 Valid laps=26

Run #	1	Front Tyre	Slick-Soft	Rear Tyre	Slick-Soft	Speed
		New Tyre		New Tyre		
1	1'39.544	25.796	22.097	26.470	25.181	256.3
2	1'33.884	21.316	21.345	26.312	24.911	313.5
3	1'33.653	21.315	21.446	26.117	24.775	313.5
4	1'33.239	21.354	21.426	25.832	24.627	315.5
5	1'32.011	21.250	21.005	25.475	24.281	313.5
6	1'32.271	20.997	21.000	25.626	24.648	311.6
7	1'32.396	20.978	21.159	25.623	24.636	314.5
8	1'32.624	21.014	21.025	25.848	24.737	313.5
9	1'32.434	21.112	21.067	25.710	24.545	313.5
10	1'32.463	20.994	21.122	25.721	24.626	315.5
11	1'33.245	21.003	21.049	26.480	24.713	315.5
12	1'34.509	21.125	21.379	27.364	24.641	313.5
13	1'32.339	21.129	21.026	25.625	24.559	314.5
14	1'32.964	21.210	21.174	25.919	24.661	315.5
15	1'32.495	21.177	21.059	25.628	24.631	314.5
16	1'32.784	21.037	21.134	25.826	24.787	312.6
17	1'32.808	21.025	21.126	25.796	24.861	315.5
18	1'32.633	21.224	21.186	25.638	24.585	315.5
19	1'32.413	21.103	21.154	25.585	24.571	314.5
20	1'32.370	21.081	21.116	25.672	24.501	315.5
21	1'32.739	21.053	21.213	25.806	24.667	317.5

Fastest Lap: Enea BASTIANINI Ducati Lenovo Team ITA 1'31.107 20.666 20.991 25.270 24.180

These data/results cannot be reproduced, stored and/or transmitted in whole or in part by any manner of electronic, mechanical, photocopying, recording, broadcasting or otherwise now known or herein after developed without the previous express consent by the copyright owner, except for reproduction in daily press and regular printed publications on sale to the public within 60 days of the event related to those data/results and always provided that copyright symbol appears together as follows below.
© DORNA, 2024

Race

MotoGP

Lap	Lap Time	T1	T2	T3	T4	Speed	Lap	Lap Time	T1	T2	T3	T4	Speed
22	1'32.650	21.036	21.295	25.813	24.506	316.5	12	1'32.334	21.015	21.103	25.679	24.537	316.5
23	1'32.510	20.964	21.192	25.929	24.425	315.5	13	1'32.769	21.125	21.232	25.758	24.654	318.5
24	1'32.449	21.175	21.094	25.742	24.438	311.6	14	1'32.329	20.976	21.193	25.691	24.469	315.5
25	1'32.693	21.227	21.145	25.799	24.522	311.6	15	1'32.397	20.993	21.211	25.663	24.530	315.5
26	1'32.625	21.297	21.094	25.726	24.508	310.6	16	1'32.483	20.923	21.276	25.745	24.539	314.5
27	1'32.390	21.099	21.112	25.686	24.493	312.6	17	1'32.843	20.929	21.295	25.950	24.669	316.5

14th 30 **Takaaki NAKAGAMI** HONDA JPN
 IDEMITSU Honda LCR
 Runs=1 Total laps=27 Full laps=26 Valid laps=24

Run #	1	Front Tyre	Slick-Hard	Rear Tyre	Slick-Soft	Speed
		New Tyre		New Tyre		
1	1'39.155	25.901	21.907	26.302	25.045	255.6
2	1'33.843	21.412	21.462	25.968	25.001	321.6
3	1'33.750 *	21.433	21.201	26.356	24.760*	316.5
4	1'33.011	21.399	21.201	25.778	24.633	314.5
5	1'32.311	21.100	21.133	25.590	24.488	313.5
6	1'32.390	21.023	21.108	25.651	24.608	312.6
7	1'32.329	20.988	21.192	25.617	24.532	314.5
8	1'32.628	20.998	21.121	25.851	24.658	313.5
9	1'32.437	21.072	21.131	25.607	24.627	312.6
10	1'32.381	21.074	21.131	25.578	24.598	313.5
11	1'33.074	21.003	21.435	25.968	24.668	310.6
12	1'34.076	21.044	21.128	26.920	24.984	312.6
13	1'33.028 *	21.146	21.297	25.807	24.778*	312.6
14	1'32.980	21.178	21.279	25.818	24.705	312.6
15	1'32.484	21.110	21.159	25.575	24.640	311.6
16	1'32.694	20.998	21.254	25.825	24.617	310.6
17	1'32.477	21.034	21.169	25.626	24.648	313.5
18	1'32.385	21.033	21.196	25.541	24.615	312.6
19	1'32.699	21.083	21.276	25.583	24.757	312.6
20	1'32.767	21.198	21.168	25.675	24.726	312.6
21	1'32.675	21.107	21.223	25.620	24.725	310.6
22	1'32.633	21.106	21.327	25.545	24.655	311.6
23	1'33.567	21.064	21.324	26.255	24.924	311.6
24	1'33.077	21.323	21.306	25.735	24.713	311.6
25	1'32.975	21.213	21.344	25.682	24.736	312.6
26	1'32.983	21.201	21.403	25.678	24.701	311.6
27	1'32.926	21.215	21.321	25.613	24.777	312.6

15th 42 **Alex RINS** YAMAHA SPA
 Monster Energy Yamaha MotoGP Team
 Runs=1 Total laps=27 Full laps=26 Valid laps=25

Run #	1	Front Tyre	Slick-Hard	Rear Tyre	Slick-Soft	Speed
		New Tyre		New Tyre		
1	1'39.381	25.757	21.973	26.486	25.165	248.0
2	1'33.895	21.321	21.378	26.357	24.839	319.6
3	1'33.720	21.383	21.358	26.061	24.918	319.6
4	1'33.551	21.305	21.444	26.065	24.737	320.6
5	1'34.393	21.275	21.163	27.381	24.574	320.6
6	1'32.038	20.927	21.123	25.523	24.465	315.5
7	1'33.734 *	21.190	21.412	26.016*	25.116	322.7
8	1'32.258	20.999	21.085	25.596	24.578	317.5
9	1'35.652	21.272	21.341	28.484	24.555	315.5
10	1'33.020	20.881	21.137	26.409	24.593	315.5
11	1'32.361	20.952	21.265	25.656	24.488	315.5

16th 10 **Luca MARINI** HONDA ITA
 Repsol Honda Team
 Runs=1 Total laps=27 Full laps=26 Valid laps=25

Run #	1	Front Tyre	Slick-Hard	Rear Tyre	Slick-Soft	Speed
		New Tyre		New Tyre		
1	1'39.063	25.658	21.972	26.370	25.063	260.3
2	1'33.799	21.404	21.456	25.919	25.020	317.5
3	1'33.778	21.692	21.403	25.912	24.771	315.5
4	1'33.562	21.608	21.406	25.846	24.702	314.5
5	1'33.575	21.478	21.627	25.769	24.701	315.5
6	1'32.961	21.233	21.278	25.760	24.690	312.6
7	1'33.193	21.417	21.364	25.719	24.693	315.5
8	1'32.849	21.173	21.277	25.702	24.697	313.5
9	1'33.991	21.330	21.364	26.612	24.685	312.6
10	1'33.069	21.189	21.311	25.731	24.838	313.5
11	1'33.251	21.283	21.334	25.728	24.906	310.6
12	1'32.989	21.136	21.327	25.706	24.820	311.6
13	1'33.270	21.235	21.304	25.696	25.035	312.6
14	1'33.123	21.259	21.327	25.799	24.738	318.5
15	1'34.613 *	21.219	21.331	26.029*	26.034	314.5
16	1'33.328	21.494	21.376	25.705	24.753	312.6
17	1'33.594	21.383	21.310	25.986	24.915	309.6
18	1'32.967	21.240	21.363	25.699	24.665	312.6
19	1'32.984	21.406	21.261	25.630	24.687	313.5
20	1'32.893	21.245	21.274	25.669	24.705	312.6
21	1'32.966	21.162	21.402	25.654	24.748	312.6
22	1'33.164	21.311	21.324	25.736	24.793	311.6
23	1'33.139	21.307	21.396	25.694	24.742	311.6
24	1'33.139	21.292	21.367	25.731	24.749	312.6
25	1'32.969	21.178	21.414	25.721	24.656	309.6
26	1'32.739	21.171	21.332	25.560	24.676	313.5
27	1'32.741	21.200	21.274	25.592	24.675	311.6

17th 20 **Fabio QUARTARARO** YAMAHA FRA
 Monster Energy Yamaha MotoGP Team
 Runs=1 Total laps=16 Full laps=15 Valid laps=15

Run #	1	Front Tyre	Slick-Hard	Rear Tyre	Slick-Soft	Speed
		New Tyre		New Tyre		
1	1'37.046	24.678	21.579	26.114	24.675	245.0

Fastest Lap: Enea BASTIANINI Ducati Lenovo Team ITA **1'31.107** 20.666 20.991 25.270 24.180

These data/results cannot be reproduced, stored and/or transmitted in whole or in part by any manner of electronic, mechanical, photocopying, recording, broadcasting or otherwise now known or herein after developed without the previous express consent by the copyright owner, except for reproduction in daily press and regular printed publications on sale to the public within 60 days of the event related to those data/results and always provided that copyright symbol appears together as follows below.
 © DORNA, 2024



Race

MotoGP

Lap	Lap Time	T1	T2	T3	T4	Speed	Lap	Lap Time	T1	T2	T3	T4	Speed
2	1'32.305	21.223	21.034	25.584	24.464	316.5	12	1'32.518	21.112	21.090	25.682	24.634	310.6
3	1'32.132	21.039	21.060	25.598	24.435	320.6	13	1'32.104	21.018	21.088	25.515	24.483	317.5
4	1'32.083	20.984	21.107	25.550	24.442	322.7	14	1'32.171	21.066	21.046	25.636	24.423	313.5
5	1'31.686	20.914	21.016	25.388	24.368	318.5	15	1'32.176	21.065	21.136	25.544	24.431	318.5
6	1'31.785	20.926	21.017	25.426	24.416	319.6	16	1'41.151 P	21.388	21.156	27.452	31.155	316.5
7	1'31.795	20.983	21.030	25.469	24.313	319.6							
8	1'31.891	20.965	21.083	25.421	24.422	319.6							
9	1'32.099	20.954	21.064	25.586	24.495	318.5							
10	1'32.115	20.991	21.133	25.563	24.428	316.5							
11	1'32.274	20.967	21.219	25.645	24.443	321.6							
12	1'32.219	20.920	21.089	25.672	24.538	315.5							
13	1'32.075	20.978	21.130	25.485	24.482	317.5							
14	1'32.052	20.870	21.093	25.589	24.500	317.5							
15	1'32.218	21.299	21.109	25.403	24.407	315.5							
16	1'31.854	21.020	21.035	25.444	24.355	316.5							
	unfinished	20.925	21.078			315.5							

20th 36 **Joan MIR** HONDA SPA
Repsol Honda Team

Runs=1 Total laps=14 Full laps=13 Valid laps=13

Run #	1	Front Tyre	Slick-Hard	Rear Tyre	Slick-Soft	
		New Tyre		New Tyre		
1	1'38.302	25.559	21.846	26.172	24.725	258.3
2	1'33.038	21.284	21.266	25.732	24.756	316.5
3	1'32.656	21.137	21.190	25.802	24.527	314.5
4	1'32.252	21.078	21.092	25.541	24.541	314.5
5	1'32.904	21.432	21.258	25.668	24.546	312.6
6	1'31.952	20.956	21.144	25.439	24.413	313.5
7	1'31.952	20.950	21.114	25.461	24.427	315.5
8	1'32.133	20.997	21.122	25.482	24.532	315.5
9	1'32.289	20.900	21.129	25.646	24.614	317.5
10	1'32.214	20.950	21.198	25.526	24.540	315.5
11	1'32.227	20.992	21.189	25.562	24.484	314.5
12	1'32.370	20.935	21.311	25.567	24.557	313.5
13	1'32.260	20.980	21.112	25.561	24.607	315.5
14	1'33.428	21.142	21.177	26.476	24.633	314.5
	unfinished	20.985	21.146	25.457		313.5

18th 43 **Jack MILLER** KTM AUS
Red Bull KTM Factory Racing

Runs=1 Total laps=16 Full laps=15 Valid laps=15

Run #	1	Front Tyre	Slick-Hard	Rear Tyre	Slick-Soft	
		New Tyre		New Tyre		
1	1'37.270	24.917	21.474	26.153	24.726	248.0
2	1'32.454	21.318	21.163	25.387	24.586	318.5
3	1'32.744	21.083	21.258	25.802	24.601	318.5
4	1'32.198	21.005	21.155	25.476	24.562	318.5
5	1'32.053	20.927	21.133	25.542	24.451	316.5
6	1'32.146	21.148	21.057	25.429	24.512	316.5
7	1'32.656	21.014	21.393	25.665	24.584	316.5
8	1'32.872	21.474	21.258	25.563	24.577	317.5
9	1'32.165	21.002	21.083	25.516	24.564	316.5
10	1'32.063	20.991	21.142	25.419	24.511	317.5
11	1'31.978	21.009	21.093	25.391	24.485	315.5
12	1'33.041	20.974	21.129	26.361	24.577	314.5
13	1'32.123	21.073	21.149	25.399	24.502	318.5
14	1'32.067	20.946	21.252	25.458	24.411	315.5
15	1'32.156	21.034	21.158	25.418	24.546	318.5
16	1'32.146	20.948	21.085	25.556	24.557	318.5
	unfinished	20.985	21.154	25.437		317.5

21st 72 **Marco BEZZECCHI** DUCATI ITA
Pertamina Enduro VR46 Racing Team

Runs=1 Total laps=3 Full laps=2 Valid laps=2

Run #	1	Front Tyre	Slick-Hard	Rear Tyre	Slick-Soft	
		New Tyre		New Tyre		
1	1'36.771	24.789	21.544	25.776	24.662	240.8
2	1'32.212	21.118	21.122	25.612	24.360	323.7
3	1'32.156	20.968	21.129	25.675	24.384	323.7
	unfinished	21.098				324.8

22nd 31 **Pedro ACOSTA** KTM SPA
Red Bull GASGAS Tech3

Runs=1 Total laps=2 Full laps=1 Valid laps=1

Run #	1	Front Tyre	Slick-Hard	Rear Tyre	Slick-Soft	
		New Tyre		New Tyre		
1	1'36.107	24.439	21.302	25.863	24.503	243.8
2	1'31.877	21.002	21.025	25.466	24.384	320.6
	unfinished	20.980	21.059			311.6

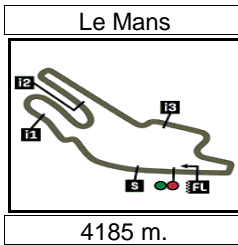
19th 88 **Miguel OLIVEIRA** APRILIA POR
Trackhouse Racing

Runs=1 Total laps=16 Full laps=14 Valid laps=14

Run #	1	Front Tyre	Slick-Hard	Rear Tyre	Slick-Soft	
		New Tyre		New Tyre		
1	1'37.432	25.149	21.346	26.228	24.709	253.7
2	1'32.453	21.272	21.131	25.605	24.445	312.6
3	1'32.056	21.118	21.066	25.448	24.424	313.5
4	1'31.902	21.006	20.944	25.544	24.408	316.5
5	1'31.615	20.965	20.976	25.428	24.246	311.6
6	1'31.755	21.000	20.980	25.404	24.371	308.7
7	1'32.034	21.021	21.034	25.552	24.427	316.5
8	1'31.924	21.073	21.052	25.343	24.456	318.5
9	1'32.102	21.128	21.032	25.477	24.465	312.6
10	1'32.152	21.098	21.037	25.559	24.458	315.5
11	1'32.359	21.242	21.117	25.502	24.498	315.5

Fastest Lap: Enea BASTIANINI Ducati Lenovo Team ITA 1'31.107 20.666 20.991 25.270 24.180

These data/results cannot be reproduced, stored and/or transmitted in whole or in part by any manner of electronic, mechanical, photocopying, recording, broadcasting or otherwise now known or herein after developed without the previous express consent by the copyright owner, except for reproduction in daily press and regular printed publications on sale to the public within 60 days of the event related to those data/results and always provided that copyright symbol appears together as follows below.
© DORNA, 2024



MICHELIN® GRAND PRIX DE FRANCE

Race

Analysis by Lap

35

Num Lap Time Gap

Lap	1	2	3
1	1'35.114	1'32.108	1'31.808
89	1'35.235	1'32.071	1'31.966
41	1'35.539	1'32.192	1'32.063
49	1'35.725	1'32.171	1'32.063
12	1'35.904	1'32.171	1'32.063
31	1'36.107	1'31.877	1'32.109
23	1'36.359	1'32.320	1'32.212
93	1'36.507	1'32.149	1'32.212
72	1'36.771	1'32.149	1'32.212
20	1'37.046	1'32.109	1'32.305
43	1'37.270	1'32.109	1'32.305
88	1'37.432	1'32.212	1'32.454
33	1'37.570	1'32.212	1'32.454
21	1'37.847	1'32.149	1'32.453
73	1'38.020	1'32.149	1'32.493
25	1'38.185	1'32.109	1'32.575
36	1'38.302	1'32.320	1'32.867
5	1'38.560	1'32.149	1'33.121
10	1'39.063	1'32.109	1'33.038
30	1'39.155	1'32.149	1'32.982
42	1'39.381	1'32.109	1'32.982
37	1'39.544	1'32.109	1'32.982

43	1'32.744	3.438
33	1'32.535	3.568
21	1'32.408	3.800
25	1'32.005	4.027
36	1'32.656	4.966
73	1'33.179	5.290
5	1'33.207	5.719
10	1'33.778	7.610
30	1'33.750	7.718
42	1'33.720	7.966
37	1'33.653	8.051

Lap	4	5
1	1'31.802	1'31.531
89	1'31.704	1'31.637
41	1'31.766	1'31.447
49	1'31.651	1'31.621
12	1'31.653	1'31.688
93	1'31.742	1'31.562
23	1'32.006	1'31.672
20	1'32.083	1'31.686
88	1'31.902	1'31.615
43	1'32.198	1'32.053
33	1'32.273	1'32.030
21	1'32.255	1'32.067
25	1'32.346	1'32.020
36	1'32.252	1'32.377
73	1'32.088	1'32.904
5	1'32.801	1'32.521
30	1'33.011	1'32.311
10	1'33.562	1'32.011
37	1'33.239	1'33.575
42	1'33.551	1'34.393

Lap	6
1	1'31.780
89	1'31.707
41	1'31.659

49	1'31.403	0.734
12	1'31.865	1.605
93	1'31.830	1.712
23	1'31.523	2.096
20	1'31.785	2.894
88	1'31.755	3.070
43	1'32.146	4.722
33	1'32.132	4.890
21	1'32.152	5.161
25	1'32.149	5.429
73	1'31.988	6.630
36	1'31.952	6.961
5	1'32.592	8.520
30	1'32.390	10.317
37	1'32.271	10.459
10	1'32.961	12.595
42	1'32.038	12.835

Lap	7
1	1'31.646
89	1'31.710
41	1'31.853
49	1'31.774
12	1'31.848
93	1'31.939
23	1'31.753
20	1'31.795
88	1'32.034
33	1'32.069
43	1'32.656
21	1'32.450
25	1'32.359
73	1'32.017
36	1'31.952
5	1'32.453
30	1'32.329
37	1'32.396
10	1'33.193
42	1'33.734

Lap	8
1	1'31.979
89	1'31.908
41	1'32.340
49	1'32.420
12	1'31.783
93	1'31.833
23	1'31.909
20	1'31.891
88	1'31.924
33	1'32.162
21	1'32.094
43	1'32.872
25	1'32.694
73	1'32.139
36	1'32.133
5	1'32.637
30	1'32.628
37	1'32.624
10	1'32.849

Lap	9	10	11
42	1'32.258	15.202	1'31.685
25	1'32.472	7.944	1'31.824
36	1'32.227	8.419	1'31.768
5	1'32.287	11.955	1'31.758
30	1'33.074	13.809	1'32.076
37	1'33.245	14.264	1'32.635
10	1'33.251	19.591	1'32.361
42	1'32.361	20.503	1'32.361

Lap	12
1	1'31.844
89	1'31.949
49	1'31.946
12	1'31.777
93	1'31.674
23	1'32.394
20	1'32.219
41	1'33.727
88	1'32.518
21	1'32.132
33	1'32.853
73	1'32.200
43	1'33.041
25	1'32.427
36	1'32.370
5	1'32.644
30	1'34.076
37	1'34.509
10	1'32.989
42	1'32.334

Lap	13
1	1'31.776
89	1'31.845
49	1'31.948
12	1'31.939
93	1'31.868
23	1'31.827
20	1'32.075
41	1'31.955
88	1'32.104
21	1'32.122
33	1'32.188
73	1'32.024
43	1'32.123
25	1'32.498
36	1'32.260
5	1'33.043
30	1'33.028
37	1'32.339
42	1'32.769
10	1'33.270

Lap	14
1	1'31.805
89	1'31.713
49	1'31.884
93	1'31.865
12	1'32.416
20	1'32.052
41	1'32.012

Lapped rider

These data/results cannot be reproduced, stored and/or transmitted in whole or in part by any manner of electronic, mechanical, photocopying, recording, broadcasting or otherwise now known or herein after developed without the previous express consent by the copyright owner, except for reproduction in daily press and regular printed publications on sale to the public within 60 days of the event related to those data/results and always provided that copyright symbol appears together as follows below.
© DORNA, 2024



Num Lap Time Gap

88	1'32.171	5.652
23	1'34.446	5.927
21	1'32.042	7.164
33	1'31.956	7.567
73	1'32.082	8.444
43	1'32.067	8.905
25	1'32.484	9.928
36	1'33.428	11.052
5	1'32.763	14.980
30	1'32.980	18.468
37	1'32.964	18.651
42	1'32.329	22.510
10	1'33.123	23.548

Lap 15

1	1'31.694	
89	1'31.631	0.413
49	1'31.781	1.659
93	1'31.463	1.959
12	1'31.713	2.431
20	1'32.218	5.156
41	1'32.277	5.383
88	1'32.176	6.134
23	1'32.016	6.249
21	1'31.850	7.320
33	1'31.920	7.793
73	1'31.991	8.741
43	1'32.156	9.367
25	1'32.323	10.557
5	1'32.737	16.023
30	1'32.484	19.258
37	1'32.495	19.452
42	1'32.397	23.213
10	1'34.613	26.467

Lap 16

1	1'31.912	
89	1'31.753	0.254
49	1'31.947	1.694
93	1'31.820	1.867
12	1'31.867	2.386
20	1'31.854	5.098
41	1'32.095	5.566
23	1'31.988	6.325
21	1'31.866	7.274
33	1'32.046	7.927
73	1'31.945	8.774
43	1'32.146	9.601
25	1'32.637	11.282
88	1'41.151	15.373
5	1'32.639	16.750
30	1'32.694	20.040
37	1'32.784	20.324
42	1'32.483	23.784
10	1'33.328	27.883

Lap 17

1	1'31.929	
89	1'31.929	0.254
49	1'32.801	2.566
93	1'32.712	2.650
12	1'32.518	2.975
41	1'31.749	5.386
23	1'31.662	6.058
21	1'32.071	7.416
33	1'31.987	7.985
73	1'32.262	9.107
25	1'33.011	12.364
5	1'33.140	17.961
30	1'32.477	20.588

37	1'32.808	21.203
42	1'32.843	24.698
10	1'33.594	29.548

Lap 18

1	1'32.175	
89	1'32.073	0.152
93	1'31.772	2.247
12	1'31.925	2.725
49	1'32.846	3.237
41	1'32.102	5.313
23	1'31.855	5.738
21	1'32.227	7.468
33	1'32.033	7.843
73	1'32.113	9.045
25	1'32.802	12.991
5	1'32.695	18.481
30	1'32.385	20.798
37	1'32.633	21.661
42	1'32.363	24.886
10	1'32.967	30.340

Lap 19

1	1'31.831	
89	1'31.862	0.183
93	1'31.573	1.989
12	1'31.561	2.455
49	1'32.206	3.612
23	1'31.397	5.304
41	1'33.138	6.620
21	1'31.832	7.469
33	1'32.038	8.050
73	1'32.114	9.328
25	1'32.638	13.798
5	1'32.519	19.169
30	1'32.699	21.666
37	1'32.413	22.243
42	1'32.503	25.558
10	1'32.984	31.493

Lap 20

1	1'32.214	
89	1'32.173	0.142
93	1'31.529	1.304
12	1'31.700	1.941
23	1'31.408	4.498
49	1'34.832	6.230
41	1'32.215	6.621
21	1'32.152	7.407
33	1'32.264	8.100
73	1'32.228	9.342
25	1'32.687	14.271
5	1'32.803	19.758
30	1'32.767	22.219
37	1'32.370	22.399
42	1'32.240	25.584
10	1'32.893	32.172

Lap 21

89	1'32.105	
1	1'32.666	0.419
93	1'31.636	0.693
12	1'32.023	1.717
23	1'31.726	3.977
49	1'32.232	6.215
41	1'32.301	6.675
21	1'32.143	7.303
33	1'32.005	7.858
73	1'32.492	9.587
25	1'33.096	15.120

5	1'32.922	20.433
30	1'32.675	22.647
37	1'32.739	22.891
42	1'32.565	25.902
10	1'32.966	32.891

Lap 22

89	1'31.971	
1	1'31.796	0.244
93	1'31.730	0.452
12	1'32.381	2.127
23	1'31.753	3.759
49	1'32.253	6.497
41	1'32.111	6.815
21	1'32.147	7.479
33	1'31.865	7.752
73	1'32.198	9.814
25	1'32.769	15.918
5	1'32.975	21.437
30	1'32.633	23.309
37	1'32.650	23.570
42	1'33.915	27.846
10	1'33.164	34.084

Lap 23

89	1'31.557	
1	1'31.733	0.420
93	1'31.749	0.644
12	1'31.908	2.478
23	1'31.107	3.309
49	1'31.938	6.878
41	1'31.957	7.215
21	1'31.832	7.754
33	1'31.865	8.060
73	1'32.037	10.294
25	1'32.971	17.332
5	1'32.633	22.513
37	1'32.510	24.523
30	1'33.567	25.319
42	1'32.550	28.839
10	1'33.139	35.666

Lap 24

89	1'31.572	
1	1'31.601	0.449
93	1'31.726	0.798
12	1'31.804	2.710
23	1'31.331	3.068
49	1'32.064	7.370
41	1'32.034	7.677
21	1'32.070	8.252
33	1'32.020	8.508
73	1'32.414	11.136
25	1'33.415	19.175
5	1'33.127	24.068
37	1'32.449	25.400
30	1'33.077	26.824
42	1'32.447	29.714
10	1'33.139	37.233

Lap 25

89	1'32.088	
1	1'31.905	0.266
93	1'31.908	0.618
12	1'32.014	2.636
23	1'31.787	2.767
49	1'32.190	7.472
41	1'32.134	7.723
21	1'32.606	8.770
33	1'32.616	9.036

73	1'32.232	11.280
25	1'33.501	20.588
5	1'32.928	24.908
37	1'32.693	26.005
30	1'32.975	27.711
42	1'32.263	29.889
10	1'32.969	38.114

Lap 26

89	1'31.722	
1	1'31.573	0.117
93	1'31.661	0.557
23	1'31.519	2.564
12	1'32.244	3.158
49	1'32.940	8.690
41	1'32.931	8.932
21	1'32.259	9.307
33	1'32.339	9.653
73	1'32.756	12.314
25	1'33.446	22.312
5	1'32.486	25.672
37	1'32.625	26.908
30	1'32.983	28.972
42	1'32.319	30.486
10	1'32.739	39.131

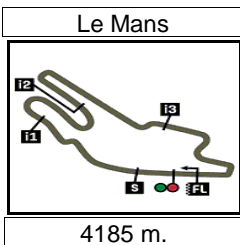
Lap 27

89	1'31.872	
93	1'31.761	0.446
1	1'32.340	0.585
23	1'31.514	2.206
12	1'32.767	4.053
49	1'32.662	9.480
21	1'32.433	9.868
33	1'32.572	10.353
41	1'34.332	11.392
73	1'33.000	13.442
25	1'33.761	24.201
5	1'33.009	26.809
37	1'32.390	27.426
30	1'32.926	30.026
42	1'32.322	30.936
10	1'32.741	40.000

Lapped rider

These data/results cannot be reproduced, stored and/or transmitted in whole or in part by any manner of electronic, mechanical, photocopying, recording, broadcasting or otherwise now known or herein after developed without the previous express consent by the copyright owner, except for reproduction in daily press and regular printed publications on sale to the public within 60 days of the event related to those data/results and always provided that copyright symbol appears together as follows below.
© DORNA, 2024





Results and timing service provided by **TISSOT**

MICHELIN® GRAND PRIX DE FRANCE

MotoGP™

2024 Rookie of the Year Classification

36

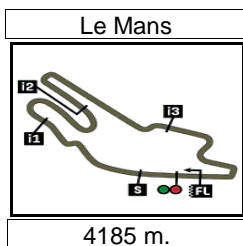
Rider	Points	Leader	Prev	QAT	POR	AME	SPA	FRA	CAT	ITA	NED	GER	GBR	AUT	ARA	RSM	IND	INA	JPN	AUS	THA	MAL	VAL	
1 ACOSTA Pedro [SPA]	73			9 2 7	19 3 16	26 6 20	15 9 6	4 4																

These data/results cannot be reproduced, stored and/or transmitted in whole or in part by any manner of electronic, mechanical, photocopying, recording, broadcasting or otherwise now known or herein after developed without the previous express consent by the copyright owner, except for reproduction in daily press and regular printed publications on sale to the public within 60 days of the event related to those data/results and always provided that copyright symbol appears together as follows below.
© DORNA, 2024

Official MotoGP Timing by **TISSOT**
www.motogp.com



Le Mans, Sunday, May 12, 2024



Results and timing service provided by **TISSOT**

MICHELIN® GRAND PRIX DE FRANCE

MotoGP™

2024 Independent Team Classification

36

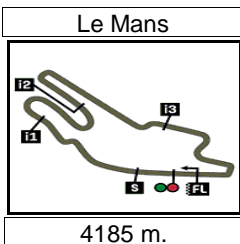
Rider	Points	Leader	Prev	QAT	POR	AME	SPA	FRA	CAT	ITA	NED	GER	GBR	AUT	ARA	RSM	IND	INA	JPN	AUS	THA	MAL	VAL
1 MARTIN Jorge [SPA]	129			28 12 16	32 7 25	20 7 13	12 12 -	37 12 25															
2 MARQUEZ Marc [SPA]	89	40	40	18 5 13	9 9 -	9 9 -	24 4 20	29 9 20															
3 ACOSTA Pedro [SPA]	73	56	16	9 2 7	19 3 16	26 6 20	15 9 6	4 4															
4 DI GIANNANTONIO Fabio [ITA]	47	82	26	9 - 9	6 - 6	10 - 10	9 - 9	13 3 10															
5 BEZZECCHI Marco [ITA]	36	93	11	2 - 2	10 - 10	8 - 8	16 - 16	- -															
6 MARQUEZ Alex [SPA]	33	96	3	13 3 10	- -	1 - 1	13 - 13	6 - 6															
7 OLIVEIRA Miguel [POR]	23	106	10	1 - 1	7 - 7	5 - 5	10 2 8	- -															
8 FERNANDEZ Raul [SPA]	18	111	5	- - -	- - -	7 1 6	5 - 5	6 1 5															
9 MORBIDELLI Franco [ITA]	15	114	3	- - -	- - -	- - -	6 6 -	9 - 9															
10 FERNANDEZ Augusto [SPA]	13	116	2	- - -	5 - 5	2 - 2	3 3 -	3 - 3															
11 ZARCO Johann [FRA]	9	120	4	4 - 4	1 - 1	- - -	- - -	4 - 4															
12 NAKAGAMI Takaaki [JPN]	6	123	3	- - -	2 - 2	- - -	2 - 2	2 - 2															

These data/results cannot be reproduced, stored and/or transmitted in whole or in part by any manner of electronic, mechanical, photocopying, recording, broadcasting or otherwise now known or herein after developed without the previous express consent by the copyright owner, except for reproduction in daily press and regular printed publications on sale to the public within 60 days of the event related to those data/results and always provided that copyright symbol appears together as follows below.
© DORNA, 2024

Official MotoGP Timing by **TISSOT**
www.motogp.com



Le Mans, Sunday, May 12, 2024



Results and timing service provided by **TISSOT**

MICHELIN® GRAND PRIX DE FRANCE

2024 Independent Team Classification

MotoGP™

36

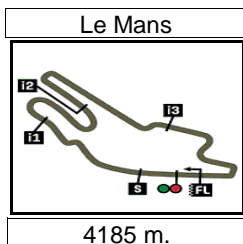
Team	Points	Leader	Previous	QAT	POR	AME	SPA	FRA	CAT	ITA	NED	GER	GBR	AUT	ARA	RSM	IND	INA	JPN	AUS	THA	MAL	VAL
1 PRIMA PRAMAC RACING	144			28	32	20	18	46															
2 GRESINI RACING MOTOGP	122	22	22	31	9	10	37	35															
3 RED BULL GASGAS TECH3	86	58	36	9	24	28	18	7															
4 PERTAMINA ENDURO VR46 RACING TE	83	61	3	11	16	18	25	13															
5 TRACKHOUSE RACING	41	103	42	1	7	12	15	6															
6 LCR HONDA	15	129	26	4	3	-	2	6															

These data/results cannot be reproduced, stored and/or transmitted in whole or in part by any manner of electronic, mechanical, photocopying, recording, broadcasting or otherwise now known or herein after developed without the previous express consent by the copyright owner, except for reproduction in daily press and regular printed publications on sale to the public within 60 days of the event related to those data/results and always provided that copyright symbol appears together as follows below.
© DORNA, 2024

Official MotoGP Timing by **TISSOT**
www.motogp.com

Le Mans, Sunday, May 12, 2024





Results and timing service provided by **TISSOT**
 After the **MICHELIN® GRAND PRIX DE FRANCE**

MotoGP™

2024 Riders Performance

(Qualifying Position / Sprint Starting Position - Sprint Position / Race Starting Position - Race Position)

37

Rider	Points	QAT	POR	AME	SPA	FRA	CAT	ITA	NED	GER	GBR	AUT	ARA	RSM	IND	INA	JPN	AUS	THA	MAL	VAL		
1 MARTIN Jorge	129	1	3	6	3	1																	
		1-1	3-3	6-3	3-1	1-1																	
		1-3	3-1	6-4	3-NC	1-1																	
2 BAGNAIA Francesco	91	5	4	4	7	2																	
		5-4	4-4	4-8	7-NC	2-NC																	
		5-1	4-NC	4-5	7-1	2-3																	
3 MARQUEZ Marc	89	6	8	3	1	13																	
		6-5	8-2	3-2	1-6	13-2																	
		6-4	8-16	3-NC	1-2	13-2																	
4 BASTIANINI Enea	89	3	1	5	9	10																	
		3-6	1-6	5-6	9-NC	10-4																	
		3-5	1-2	5-3	9-5	10-4																	
5 VIÑALES Maverick	81	10	2	1	11	3																	
		10-9	2-1	1-1	11-NC	3-3																	
		10-10	2-NC	1-1	11-9	3-5																	
6 ACOSTA Pedro	73	8	7	2	10	7																	
		8-8	7-7	2-4	10-2	7-6																	
		8-9	7-3	2-2	10-10	7-NC																	
7 BINDER Brad	67	4	10	17	4	22																	
		4-2	10-NC	17-12	4-NC	22-15																	
		4-2	10-4	17-9	4-6	22-8																	
8 ESPARGARO Aleix	51	2	13	7	12	6																	
		2-3	13-8	7-5	12-NL	6-5																	
		2-8	13-8	7-7	12-NC	6-9																	
9 DI GIANNANTONIO Fabio	47	7	14	8	5	4																	
		7-NC	14-NC	8-NL	5-13	4-7																	
		7-7	14-10	8-6	5-7	4-6																	

NC=Not classified NL=Not finished first lap NP=Not started race re-start N2=Not finished first lap race re-start EX=Excluded NS=Not Started DS=Disqualified

These data/results cannot be reproduced, stored and/or transmitted in whole or in part by any manner of electronic, mechanical, photocopying, recording, broadcasting or otherwise now known or herein after developed without the previous express consent by the copyright owner, except for reproduction in daily press and regular printed publications on sale to the public within 60 days of the event related to those data/results and always provided that copyright symbol appears together as follows below.
 © DORNA, 2024

Official MotoGP Timing by **TISSOT**
 www.motogp.com



Rider	Points	QAT	POR	AME	SPA	FRA	CAT	ITA	NED	GER	GBR	AUT	ARA	RSM	IND	INA	JPN	AUS	THA	MAL	VAL	
10 BEZZECCHI Marco	36	15	6	10	2	5																
		15-11	6-11	10-13	2-NC	5-NC																
		15-14	6-6	10-8	2-3	5-NC																
11 MARQUEZ Alex	33	9	12	12	6	17																
		9-7	12-13	12-14	6-NC	17-14																
		9-6	12-NC	12-15	6-4	17-10																
12 QUARTARARO Fabio	25	16	9	16	23	8																
		16-12	9-9	16-15	23-5	8-10																
		16-11	9-7	16-12	23-15	8-NC																
13 MILLER Jack	24	11	5	11	15	11																
		11-10	5-5	11-7	15-14	11-8																
		11-21	5-5	11-13	15-NC	11-NC																
14 OLIVEIRA Miguel	23	14	15	14	14	12																
		14-13	15-12	14-11	14-8	12-11																
		14-15	15-9	14-11	14-8	12-NC																
15 FERNANDEZ Raul	18	12	16	13	17	14																
		12-14	16-10	13-9	17-12	14-9																
		23-NC	16-NC	13-10	17-11	14-11																
16 MORBIDELLI Franco	15	22	17	9	8	9																
		22-20	17-16	9-10	8-4	9-12																
		22-18	17-18	9-NC	8-NC	9-7																
17 FERNANDEZ Augusto	13	18	18	18	18	20																
		18-18	18-15	18-NL	18-7	20-17																
		18-17	18-11	18-14	18-NC	20-13																
18 MIR Joan	12	17	20	20	20	18																
		17-15	20-14	20-NC	20-9	18-NC																
		17-13	20-12	20-NC	20-12	18-NC																
19 ZARCO Johann	9	13	19	19	13	15																
		13-16	19-NC	19-NC	13-11	15-13																
		13-12	19-15	19-NC	13-NC	15-12																
20 RINS Alex	7	20	11	15	25	16																
		20-17	11-NC	15-16	25-15	16-NC																
		20-16	11-13	15-NC	25-13	16-15																

NC=Not classified NL=Not finished first lap NP=Not started race re-start N2=Not finished first lap race re-start EX=Excluded NS=Not Started DS=Disqualified

These data/results cannot be reproduced, stored and/or transmitted in whole or in part by any manner of electronic, mechanical, photocopying, recording, broadcasting or otherwise now known or herein after developed without the previous express consent by the copyright owner, except for reproduction in daily press and regular printed publications on sale to the public within 60 days of the event related to those data/results and always provided that copyright symbol appears together as follows below.
© DORNA, 2024

Official MotoGP Timing by TISSOT
www.motogp.com



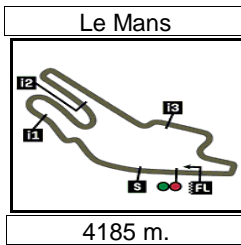
Rider	Points	QAT	POR	AME	SPA	FRA	CAT	ITA	NED	GER	GBR	AUT	ARA	RSM	IND	INA	JPN	AUS	THA	MAL	VAL		
21 PEDROSA Daniel	7	-	-	-	16	-																	
		-	-	-	16-3	-																	
		-	-	-	16-NC	-																	
22 NAKAGAMI Takaaki	6	19	21	21	24	19																	
		19-19	21-17	21-NL	24-10	19-16																	
		19-19	21-14	21-NC	24-14	19-14																	
23 MARINI Luca	0	21	22	22	22	21																	
		21-21	22-18	22-17	22-NC	21-18																	
		21-20	22-17	22-16	22-17	21-16																	
24 BRADL Stefan	0	-	-	-	19	-																	
		-	-	-	19-NC	-																	
		-	-	-	19-16	-																	
25 SAVADORI Lorenzo	0	-	-	-	21	-																	
		-	-	-	21-16	-																	
		-	-	-	21-NC	-																	

NC=Not classified NL=Not finished first lap NP=Not started race re-start N2=Not finished first lap race re-start EX=Excluded NS=Not Started DS=Disqualified

These data/results cannot be reproduced, stored and/or transmitted in whole or in part by any manner of electronic, mechanical, photocopying, recording, broadcasting or otherwise now known or herein after developed without the previous express consent by the copyright owner, except for reproduction in daily press and regular printed publications on sale to the public within 60 days of the event related to those data/results and always provided that copyright symbol appears together as follows below.
© DORNA, 2024

Official MotoGP Timing by **TISSOT**
www.motogp.com





Le Mans

4185 m.

Results and timing service provided by TISSOT

MotoGP™

MICHELIN® GRAND PRIX DE FRANCE
Official Starting Grid

Race : 27 laps = 112.995 km



1	1 1'29.919 89 Jorge MARTIN Ducati	2	2 1'30.111 1 Francesco BAGNAIA Ducati	3	3 1'30.313 12 Maverick VIÑALES Aprilia
2	4 1'30.436 49 Fabio DI GIANNANTONIO Ducati	3	5 1'30.553 72 Marco BEZZECCHI Ducati	4	6 1'30.572 41 Aleix ESPARGARO Aprilia
3	7 1'30.650 31 Pedro ACOSTA KTM	4	8 1'30.686 20 Fabio QUARTARARO Yamaha	5	9 1'30.782 21 Franco MORBIDELLI Ducati
4	10 1'30.786 23 Enea BASTIANINI Ducati	5	11 1'31.007 43 Jack MILLER KTM	6	12 1'31.075 88 Miguel OLIVEIRA Aprilia
5	13 1'30.586 93 Marc MARQUEZ Ducati	6	14 1'30.676 25 Raul FERNANDEZ Aprilia	7	15 1'30.891 5 Johann ZARCO Honda
6	16 1'31.067 42 Alex RINS Yamaha	7	17 1'31.148 73 Alex MARQUEZ Ducati	8	18 1'31.186 36 Joan MIR Honda
7	19 1'31.274 30 Takaaki NAKAGAMI Honda	8	20 1'31.473 37 Augusto FERNANDEZ KTM	9	21 1'31.837 10 Luca MARINI Honda
8	22 1'32.228 33 Brad BINDER KTM				

The results are provisional until the end of the limit for protest and appeals and until the ratification of the Event Management Committee.

Time limit for protest expires 60' at the latest after publication of the results - Time:

These data/results cannot be reproduced, stored and/or transmitted in whole or in part by any manner of electronic, mechanical, photocopying, recording, broadcasting or otherwise now known or herein after developed without the previous express consent by the copyright owner, except for reproduction in daily press and regular printed publications on sale to the public within 60 days of the event related to those data/results and always provided that copyright symbol appears together as follows below.


© DORNA, 2024

Official MotoGP Timing by TISSOT
 www.motogp.com

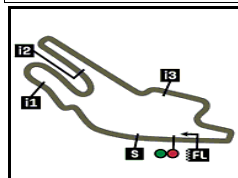


Le Mans, Sunday, May 12, 2024

Le Mans

Results and timing service provided by  TISSOT

MotoGP™



4185 m.

MICHELIN® GRAND PRIX DE FRANCE

Race

Top Speed & Average



Rider	Nation	Motorcycle	Top 5 speeds					Average	Top
33 Brad BINDER	RSA	KTM	324.8	323.7	322.7	321.6	321.6	322.9	324.8
72 Marco BEZZECCHI	ITA	DUCATI	324.8	323.7	323.7	240.8		303.3	324.8
93 Marc MARQUEZ	SPA	DUCATI	323.7	323.7	322.7	322.7	321.6	322.3	323.7
20 Fabio QUARTARARO	FRA	YAMAHA	322.7	321.6	320.6	319.6	319.6	320.6	322.7
41 Aleix ESPARGARO	SPA	APRILIA	322.7	320.6	320.6	320.6	320.6	321.0	322.7
42 Alex RINS	SPA	YAMAHA	322.7	320.6	320.6	319.6	319.6	320.6	322.7
12 Maverick VIÑALES	SPA	APRILIA	321.6	319.6	318.5	318.5	318.5	319.1	321.6
23 Enea BASTIANINI	ITA	DUCATI	321.6	321.6	321.6	321.6	321.6	321.6	321.6
30 Takaaki NAKAGAMI	JPN	HONDA	321.6	316.5	314.5	314.5	313.5	315.1	321.6
73 Alex MARQUEZ	SPA	DUCATI	321.6	319.6	319.6	319.6	318.5	319.4	321.6
1 Francesco BAGNAIA	ITA	DUCATI	320.6	320.6	319.6	318.5	317.5	319.1	320.6
31 Pedro ACOSTA	SPA	KTM	320.6	311.6	243.8			292.0	320.6
21 Franco MORBIDELLI	ITA	DUCATI	319.6	319.6	319.6	319.6	318.5	319.1	319.6
25 Raul FERNANDEZ	SPA	APRILIA	319.6	318.5	317.5	317.5	317.5	318.1	319.6
49 Fabio DI GIANNANTONIO	ITA	DUCATI	319.6	318.5	318.5	318.5	317.5	318.0	319.6
89 Jorge MARTIN	SPA	DUCATI	319.6	319.6	319.6	319.6	318.5	319.0	319.6
10 Luca MARINI	ITA	HONDA	318.5	317.5	315.5	315.5	315.5	316.5	318.5
43 Jack MILLER	AUS	KTM	318.5	318.5	318.5	318.5	318.5	318.5	318.5
88 Miguel OLIVEIRA	POR	APRILIA	318.5	318.5	317.5	316.5	316.5	317.3	318.5
36 Joan MIR	SPA	HONDA	317.5	316.5	315.5	315.5	315.5	316.0	317.5
37 Augusto FERNANDEZ	SPA	KTM	317.5	316.5	315.5	315.5	315.5	315.8	317.5
5 Johann ZARCO	FRA	HONDA	315.5	315.5	315.5	314.5	314.5	315.0	315.5

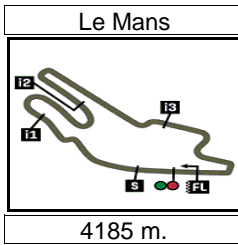
These data/results cannot be reproduced, stored and/or transmitted in whole or in part by any manner of electronic, mechanical, photocopying, recording, broadcasting or otherwise now known or herein after developed without the previous express consent by the copyright owner, except for reproduction in daily press and regular printed publications on sale to the public within 60 days of the event related to those data/results and always provided that copyright symbol appears together as follows below.

© DORNA, 2024

Official MotoGP Timing by TISSOT
www.motogp.com



Le Mans, Sunday, May 12, 2024




Results and timing service provided by **TISSOT**

MotoGP™

MICHELIN® GRAND PRIX DE FRANCE

Race

Fastest Laps Sequence

<i>Lap</i>	<i>Race Time</i>	 <i>Rider</i>	<i>Nation</i>	<i>Motorcycle</i>	<i>Time</i>	<i>Km/h</i>	<i>Riders's Lap</i>
2	3'07.222	1 Francesco BAGNAIA	ITA	DUCATI	1'32.108	163.5	2
2	3'07.306	89 Jorge MARTIN	SPA	DUCATI	1'32.071	163.6	2
2	3'07.984	31 Pedro ACOSTA	SPA	KTM	1'31.877	163.9	2
3	4'39.030	1 Francesco BAGNAIA	ITA	DUCATI	1'31.808	164.1	3
4	6'10.832	1 Francesco BAGNAIA	ITA	DUCATI	1'31.802	164.1	4
4	6'10.976	89 Jorge MARTIN	SPA	DUCATI	1'31.704	164.2	4
4	6'11.853	49 Fabio DI GIANNANTONI	ITA	DUCATI	1'31.651	164.3	4
5	7'42.363	1 Francesco BAGNAIA	ITA	DUCATI	1'31.531	164.5	5
5	7'43.007	41 Aleix ESPARGARO	SPA	APRILIA	1'31.447	164.7	5
6	9'14.877	49 Fabio DI GIANNANTONI	ITA	DUCATI	1'31.403	164.8	6
19	29'13.770	23 Enea BASTIANINI	ITA	DUCATI	1'31.397	164.8	19
23	35'19.764	23 Enea BASTIANINI	ITA	DUCATI	1'31.107	165.3	23

These data/results cannot be reproduced, stored and/or transmitted in whole or in part by any manner of electronic, mechanical, photocopying, recording, broadcasting or otherwise now known or herein after developed without the previous express consent by the copyright owner, except for reproduction in daily press and regular printed publications on sale to the public within 60 days of the event related to those data/results and always provided that copyright symbol appears together as follows below.

© DORNA, 2024

Official MotoGP Timing by **TISSOT**
www.motogp.com



Le Mans, Sunday, May 12, 2024