


5380 m.

Qatar MotoGP™ Official Test
Day 1 Practice
Classification

3

	Rider	Nation	Team	Motorcycle	Time	Lap	Total	Gap	Top Speed
1	1 Francesco BAGNAIA	ITA	Ducati Lenovo Team	DUCATI	1'52.040	36	51		345.0
2	89 Jorge MARTIN	SPA	Prima Pramac Racing	DUCATI	1'52.260	45	58	0.220 0.220	347.2
3	41 Aleix ESPARGARO	SPA	Aprilia Racing	APRILIA	1'52.332	50	53	0.292 0.072	343.9
4	33 Brad BINDER	RSA	Red Bull KTM Factory Racing	KTM	1'52.336	50	51	0.296 0.004	351.7
5	49 Fabio DI GIANNANTONIO	ITA	Pertamina Enduro VR46 Racing Te	DUCATI	1'52.467	33	41	0.427 0.131	347.2
6	12 Maverick VIÑALES	SPA	Aprilia Racing	APRILIA	1'52.495	50	60	0.455 0.028	345.0
7	73 Alex MARQUEZ	SPA	Gresini Racing MotoGP	DUCATI	1'52.556	52	53	0.516 0.061	345.0
8	23 Enea BASTIANINI	ITA	Ducati Lenovo Team	DUCATI	1'52.589	33	39	0.549 0.033	355.2
9	5 Johann ZARCO	FRA	CASTROL Honda LCR	HONDA	1'52.632	50	52	0.592 0.043	348.3
10	20 Fabio QUARTARARO	FRA	Monster Energy Yamaha MotoGP	YAMAHA	1'52.637	56	58	0.597 0.005	348.3
11	72 Marco BEZZECCHI	ITA	Pertamina Enduro VR46 Racing Te	DUCATI	1'52.799	55	62	0.759 0.162	347.2
12	25 Raul FERNANDEZ	SPA	Trackhouse Racing	APRILIA	1'52.814	25	48	0.774 0.015	343.9
13	36 Joan MIR	SPA	Repsol Honda Team	HONDA	1'52.823	50	52	0.783 0.009	345.0
14	43 Jack MILLER	AUS	Red Bull KTM Factory Racing	KTM	1'52.896	56	57	0.856 0.073	343.9
15	31 Pedro ACOSTA	SPA	Red Bull GASGAS Tech3	KTM	1'52.938	50	73	0.898 0.042	348.3
16	93 Marc MARQUEZ	SPA	Gresini Racing MotoGP	DUCATI	1'52.959	46	58	0.919 0.021	347.2
17	30 Takaaki NAKAGAMI	JPN	IDEMITSU Honda LCR	HONDA	1'53.208	39	49	1.168 0.249	342.8
18	10 Luca MARINI	ITA	Repsol Honda Team	HONDA	1'53.433	39	51	1.393 0.225	348.3
19	42 Alex RINS	SPA	Monster Energy Yamaha MotoGP	YAMAHA	1'53.642	50	51	1.602 0.209	348.3
20	37 Augusto FERNANDEZ	SPA	Red Bull GASGAS Tech3	KTM	1'53.755	50	54	1.715 0.113	347.2
21	88 Miguel OLIVEIRA	POR	Trackhouse Racing	APRILIA	1'53.943	47	57	1.903 0.188	346.1
22	51 Michele PIRRO	ITA	Prima Pramac Racing	DUCATI	1'54.509	37	45	2.469 0.566	340.6
23	35 Cal CRUTCHLOW	GBR	Yamaha Factory Racing	YAMAHA	1'54.511	53	55	2.471 0.002	343.9

Practice condition: **Dry**
 Air: **15°**
 Humidity: **63%**
 Ground: **21°**

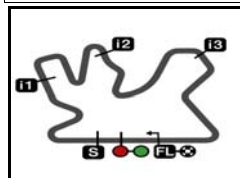
Fastest Lap:	Lap: 36	Francesco BAGNAIA	1'52.040	172.8 Km/h
Best Race Lap:	2023	Enea BASTIANINI	1'52.978	171.4 Km/h
All Time Lap Record:	2023	Luca MARINI	1'51.762	173.2 Km/h

The results are provisional until the end of the limit for protest and appeals.

Time limit for protest expires 60' after publication of the results - Time:

These data/results cannot be reproduced, stored and/or transmitted in whole or in part by any manner of electronic, mechanical, photocopying, recording, broadcasting or otherwise now known or herein after developed without the previous express consent by the copyright owner, except for reproduction in daily press and regular printed publications on sale to the public within 60 days of the event related to those data/results and always provided that copyright symbol appears together as follows below.

© DORNA, 2024



5380 m.

Qatar MotoGP™ Official Test

Day 1 Practice

Top Speed & Average

4



Rider	Nation	Motorcycle	Top 5 speeds					Average	Top
23 Enea BASTIANINI	ITA	DUCATI	355.2	346.1	346.1	345.0	343.9	346.7	355.2
33 Brad BINDER	RSA	KTM	351.7	349.5	349.5	347.2	347.2	348.1	351.7
5 Johann ZARCO	FRA	HONDA	348.3	343.9	343.9	342.8	341.7	344.1	348.3
10 Luca MARINI	ITA	HONDA	348.3	345.0	343.9	340.6	339.6	341.8	348.3
20 Fabio QUARTARARO	FRA	YAMAHA	348.3	347.2	347.2	346.1	346.1	346.7	348.3
31 Pedro ACOSTA	SPA	KTM	348.3	348.3	348.3	347.2	346.1	346.6	348.3
42 Alex RINS	SPA	YAMAHA	348.3	347.2	347.2	346.1	345.0	346.8	348.3
37 Augusto FERNANDEZ	SPA	KTM	347.2	346.1	343.9	343.9	341.7	343.5	347.2
49 Fabio DI GIANNANTONIO	ITA	DUCATI	347.2	346.1	345.0	345.0	345.0	345.6	347.2
72 Marco BEZZECCHI	ITA	DUCATI	347.2	346.1	345.0	345.0	345.0	345.4	347.2
89 Jorge MARTIN	SPA	DUCATI	347.2	346.1	346.1	345.0	345.0	345.9	347.2
93 Marc MARQUEZ	SPA	DUCATI	347.2	346.1	345.0	345.0	345.0	345.4	347.2
88 Miguel OLIVEIRA	POR	APRILIA	346.1	345.0	345.0	345.0	343.9	344.4	346.1
1 Francesco BAGNAIA	ITA	DUCATI	345.0	343.9	343.9	342.8	341.7	343.0	345.0
12 Maverick VIÑALES	SPA	APRILIA	345.0	341.7	341.7	340.6	340.6	341.3	345.0
36 Joan MIR	SPA	HONDA	345.0	343.9	343.9	340.6	340.6	341.8	345.0
73 Alex MARQUEZ	SPA	DUCATI	345.0	342.8	342.8	342.8	342.8	343.2	345.0
25 Raul FERNANDEZ	SPA	APRILIA	343.9	343.9	342.8	342.8	342.8	343.0	343.9
35 Cal CRUTCHLOW	GBR	YAMAHA	343.9	343.9	343.9	342.8	342.8	343.5	343.9
41 Aleix ESPARGARO	SPA	APRILIA	343.9	343.9	342.8	342.8	341.7	342.3	343.9
43 Jack MILLER	AUS	KTM	343.9	342.8	342.8	341.7	340.6	341.4	343.9
30 Takaaki NAKAGAMI	JPN	HONDA	342.8	342.8	342.8	341.7	341.7	342.4	342.8
51 Michele PIRRO	ITA	DUCATI	340.6	340.6	339.6	339.6	338.5	339.6	340.6

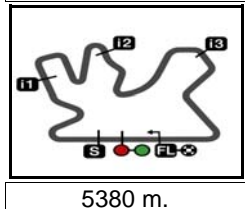
These data/results cannot be reproduced, stored and/or transmitted in whole or in part by any manner of electronic, mechanical, photocopying, recording, broadcasting or otherwise now known or herein after developed without the previous express consent by the copyright owner, except for reproduction in daily press and regular printed publications on sale to the public within 60 days of the event related to those data/results and always provided that copyright symbol appears together as follows below.

© DORNA, 2024

Official MotoGP Timing by TISSOT
www.motogp.com



Doha, Monday, February 19, 2024



Qatar MotoGP™ Official Test
Day 1 Practice
Chronological Analysis of Performances

5

* Lap / Sector time cancelled **T1** Time from finish line to 1st intermediate **T3** Time from 2nd intermed. to 3rd intermed.
P Crossing the finish line in pit lane **T2** Time from 1st intermed. to 2nd intermed. **T4** Time from 3rd intermediate to finish line

Lap	Lap Time	T1	T2	T3	T4	Speed	Lap	Lap Time	T1	T2	T3	T4	Speed			
1st	1	Francesco BAGNAI Ducati Lenovo Team ITA					44	13'46.890	29.620	31.808	27.989	28.294				
		Runs=10	Total laps=51	Full laps=31	Valid laps=31	45	1'54.531	28.813	30.694	27.174	27.850	340.6				
1	1:32'47.845	34.025	36.792	32.145	31.398	46	1'52.870	27.947	30.305	27.006	27.612	340.6				
2	2'04.656	31.305	33.445	30.033	29.873	331.2	47	1'53.171	27.955	30.377	27.077	27.762	340.6			
3	2'08.962	30.578	37.126	31.065	30.193	334.3	48	2'01.078	27.999	32.069	32.714	28.296	338.5			
4	2'01.082	29.891	32.225	29.532	29.434	334.3	49	1'57.344	28.041	31.021	29.227	29.055	339.6			
5	2'12.872 P	32.073	35.130	31.575	34.094	334.3	50	1'53.413	27.936	30.478	27.095	27.904	343.9			
6	18'58.547	33.005	36.408	29.924	29.897		51	2'05.444 P	32.547	32.820	28.708	31.369	345.0			
7	2'03.628	32.662	32.560	28.929	29.477	333.3	2nd						89	Jorge MARTIN Prima Pramac Racing SPA		
8	2'05.516 P	30.133	32.205	30.690	32.488	334.3			Runs=10	Total laps=58	Full laps=38	Valid laps=38				
9	21'33.021	30.861	33.171	29.505	30.338		1	1:45'40.784	33.276	33.833	28.840	28.950				
10	2'02.752	29.499	35.235	28.873	29.145	334.3	2	1'56.353	29.075	30.970	27.683	28.625	337.5			
11	2'05.652 P	29.399	31.862	30.874	33.517	334.3	3	1'55.141 *	28.327	30.893	27.708	28.213	340.6			
12	33'27.008	31.201	32.628	28.539	28.822		4	2'02.487 P	30.212	32.928	28.881	30.466	337.5			
13	1'56.538	28.752	31.269	28.089	28.428	335.4	5	3'32.512	29.451	31.452	28.090	28.663				
14	1'55.297	28.443	30.810	27.617	28.427	336.4	6	1'58.072 *	28.543	31.258	28.865	29.406	336.4			
15	1'54.561	28.189	30.663	27.535	28.174	336.4	7	2'01.367 P	29.692	31.948	28.640	31.087	333.3			
16	2'04.878 P	30.245	33.339	29.767	31.527	337.5	8	1:02'10.012	30.593	32.943	28.719	29.171				
17	22'06.738	29.748	32.404	28.631	28.652		9	1'56.594	28.740	31.317	28.052	28.485	337.5			
18	1'55.704	28.415	31.023	27.835	28.431	339.6	10	1'55.573	28.408	30.926	27.775	28.464	337.5			
19	1'54.036	28.031	30.623	27.332	28.050	337.5	11	1'56.318	28.638	30.934	28.421	28.325	338.5			
20	1'54.067	28.013	30.607	27.409	28.038	338.5	12	1'54.617 *	28.154	30.595	27.601	28.267	339.6			
21	2'05.823 P	31.478	33.065	29.511	31.769	337.5	13	2'01.448 P	29.189	31.805	28.475	31.979	339.6			
22	28'36.997	30.064	32.546	28.448	28.556		14	13'09.614	30.933	31.640	28.056	28.685				
23	1'56.381	28.361	32.459	27.584	27.977	336.4	15	1'57.191	28.294	30.616	29.275	29.006	339.6			
24	1'54.986	28.911	30.940	27.285	27.850	341.7	16	1'54.283	28.083	30.563	27.410	28.227	339.6			
25	1'57.668	29.307	31.357	27.382	29.622	338.5	17	1'56.712	28.348	32.520	27.607	28.237	341.7			
26	1'53.373	27.986	30.361	27.139	27.887	338.5	18	1'54.582 *	28.161	30.812	27.546	28.063	339.6			
27	1'53.372	27.917	30.381	27.229	27.845	338.5	19	1'59.316 P	28.049	30.706	27.527	33.034	339.6			
28	2'05.875 P	30.831	33.492	29.604	31.948	338.5	20	15'03.182	30.251	31.386	28.095	31.377				
29	32'12.468	30.393	33.001	28.246	28.340		21	1'55.176	28.293	30.833	27.599	28.451	340.6			
30	1'54.027	28.193	30.584	27.254	27.996	337.5	22	1'56.736	28.520	32.255	27.679	28.282	341.7			
31	1'59.417	28.055	34.664	27.982	28.716	337.5	23	1'58.231	28.055	34.310	27.643	28.223	341.7			
32	1'52.981	27.920	30.294	27.008	27.759	337.5	24	1'54.730	28.097	30.787	27.502	28.344	340.6			
33	2'06.106 P	31.113	34.826	28.453	31.714	336.4	25	1'54.459 *	28.021	30.676	27.571	28.191	341.7			
34	29'12.360	30.022	32.303	28.270	28.008		26	2'02.321 P	30.468	32.772	28.275	30.806	341.7			
35	1'52.649	27.856	30.377	26.904	27.512	338.5	27	13'02.883	29.565	31.692	28.048	28.334				
36	1'52.040	27.675	30.080	26.796	27.489	338.5	28	1'55.107	28.202	30.448	27.423	29.034	340.6			
37	1'59.205	30.435	32.752	28.283	27.735	340.6	29	1'57.632	28.058	30.436	28.772	30.366	339.6			
38	2'02.401 P	31.576	31.270	28.037	31.518	339.6	30	1'53.619 *	27.812	30.468	27.306	28.033	341.7			
39	22'22.044	30.776	32.184	27.990	28.231		31	2'00.263 P	27.852	33.132	28.388	30.891	341.7			
40	1'53.659	28.106	30.423	27.324	27.806	341.7	32	30'33.103	30.354	31.504	28.052	28.186				
41	1'53.056	27.874	30.337	27.088	27.757	343.9	33	1'53.709	27.989	30.424	27.464	27.832	340.6			
42	1'52.872	27.851	30.368	27.022	27.631	341.7	34	1'53.158	27.760	30.248	27.209	27.941	343.9			
43	2'05.136 P	32.009	33.066	28.741	31.320	342.8	35	1'57.297	27.785	31.453	28.184	29.875	342.8			

Fastest Lap: Francesco BAGNAIA Ducati Lenovo Team ITA **1'52.040** 27.675 30.080 26.796 27.489

These data/results cannot be reproduced, stored and/or transmitted in whole or in part by any manner of electronic, mechanical, photocopying, recording, broadcasting or otherwise now known or herein after developed without the previous express consent by the copyright owner, except for reproduction in daily press and regular printed publications on sale to the public within 60 days of the event related to those data/results and always provided that copyright symbol appears together as follows below.
 © DORNA, 2024



Day 1 Practice

MotoGP

Lap	Lap Time		T1	T2	T3	T4	Speed	Lap	Lap Time		T1	T2	T3	T4	Speed
36	1'53.763	*	28.115	30.541	27.167	27.940	346.1	31	2'06.269	P	33.339	32.510	28.693	31.727	308.5
37	1'59.826	P	28.184	35.408	27.465	28.769	342.8	32	22'39.516		28.791	31.118	27.704	28.642	
38	28'08.675		29.455	31.798	28.354	28.287		33	1'53.459		27.985	30.368	27.243	27.863	339.6
39	1'53.897		27.973	30.508	27.348	28.068	342.8	34	1'52.945		27.838	30.290	27.053	27.764	339.6
40	1'53.565		27.862	30.521	27.337	27.845	341.7	35	1'52.907	*	27.780	30.330	27.059	27.738	339.6
41	1'53.793		27.908	30.451	27.437	27.997	341.7	36	2'05.205	P	30.947	32.597	29.362	32.299	339.6
42	1'53.706	*	27.892	30.488	27.308	28.018	342.8	37	38'16.523		30.757	31.497	27.885	28.194	
43	2'03.882	P	31.523	32.308	28.838	31.213	341.7	38	1'58.405		28.059	30.931	27.196	32.219	340.6
44	20'51.960		28.879	31.345	27.888	27.813		39	1'53.980		28.207	30.503	27.301	27.969	339.6
45	1'52.260		27.546	30.138	26.933	27.643	343.9	40	1'53.518		27.877	30.644	27.197	27.800	341.7
46	1'52.342		27.473	30.350	26.944	27.575	345.0	41	1'52.924		27.879	30.362	27.048	27.635	341.7
47	1'57.667	*	29.100	31.689	27.578	29.300	346.1	42	1'52.566		27.712	30.268	26.921	27.665	342.8
48	2'00.245	P	30.618	31.042	27.781	30.804	347.2	43	1'53.034	*	27.764	30.324	27.207	27.739	341.7
49	11'00.137		28.928	31.233	27.642	28.060		44	2'06.720	P	33.845	32.765	29.101	31.009	343.9
50	1'53.198		27.889	30.284	27.170	27.855	342.8	45	14'16.202		28.700	31.331	27.724	28.101	
51	1'53.054		27.716	30.292	27.204	27.842	342.8	46	1'53.551	*	27.953	30.417	27.359	27.822	341.7
52	1'53.253		27.765	30.364	27.258	27.866	342.8	47	2'03.951	P	29.581	32.548	29.589	32.233	329.2
53	1'53.152		27.731	30.405	27.229	27.787	343.9	48	9'29.678		29.398	30.790	27.772	28.052	
54	1'54.291		27.882	30.580	27.545	28.284	342.8	49	1'58.154		30.289	31.435	28.322	28.108	343.9
55	1'53.245		27.771	30.464	27.191	27.819	342.8	50	1'52.332	*	27.695	30.149	26.859	27.629	341.7
56	1'53.272		27.669	30.416	27.346	27.841	345.0	51	2'07.599	P	27.707	38.161	29.624	32.107	340.6
57	1'53.660	*	27.829	30.570	27.316	27.945	342.8	52	21'12.058	P	29.800	33.117	29.294	31.878	
58	2'05.276	P	29.507	33.925	29.402	32.442	342.8	53	2'50.018	P	32.172	34.050	30.010	34.372	

3rd 41 Aleix ESPARGARO Aprilia Racing SPA
 Runs=13 Total laps=53 Full laps=29 Valid laps=29

1	1:46'58.692	31.911	33.899	29.998	29.704		
2	1'59.204	30.055	31.828	28.480	28.841	317.6	
3	1'57.288	28.844	31.519	28.138	28.787	335.4	
4	1'57.300	*	28.519	31.278	28.568	28.935	334.3
5	2'07.122	P	31.205	32.999	29.676	33.242	313.0
6	27'20.235		29.500	32.036	29.844	29.274	
7	1'57.780	*	29.276	31.401	28.295	28.808	334.3
8	2'09.745	P	30.865	33.499	32.251	33.130	334.3
9	14'38.814		29.623	32.948	29.084	29.198	
10	1'57.776	*	28.791	31.397	28.418	29.170	336.4
11	2'11.643	P	33.028	34.494	30.526	33.595	304.2
12	26'21.592		29.479	32.208	29.795	29.071	
13	1'55.782		28.423	30.910	27.784	28.665	338.5
14	1'55.088		28.182	30.815	27.826	28.265	338.5
15	1'54.941		28.073	31.019	27.504	28.345	340.6
16	1'54.924	*	28.087	30.739	27.507	28.591	336.4
17	2'22.292	P	32.488	43.829	33.809	32.166	336.4
18	13'13.975		28.698	31.286	28.401	28.530	
19	1'54.290		28.070	30.690	27.356	28.174	338.5
20	1'54.158	*	28.027	30.591	27.470	28.070	338.5
21	2'00.104	P	28.099	32.095	28.857	31.053	338.5
22	22'01.750		28.942	32.101	28.233	28.779	
23	1'55.219		28.655	30.928	27.575	28.061	342.8
24	1'54.029		28.055	30.522	27.370	28.082	341.7
25	1'53.973	*	28.027	30.557	27.297	28.092	341.7
26	2'05.202	P	30.842	32.789	29.312	32.259	335.4
27	15'50.730		28.635	31.401	28.205	28.232	
28	1'53.181		27.895	30.270	27.192	27.824	339.6
29	1'53.088		27.816	30.325	27.104	27.843	340.6
30	1'53.432	*	27.860	30.273	27.169	28.130	339.6

4th 33 Brad BINDER Red Bull KTM Factory RSA
 Runs=11 Total laps=51 Full laps=30 Valid laps=30

1	1:13'29.122	35.456	35.081	30.586	30.623		
2	1'59.584	29.781	31.962	28.637	29.204	336.4	
3	1'57.816	29.020	31.611	28.212	28.973	338.5	
4	1'58.213	29.034	31.669	28.457	29.053	337.5	
5	1'58.483	*	28.824	32.093	28.369	29.197	335.4
6	2'12.330	P	33.948	33.085	30.731	34.566	335.4
7	25'02.775		33.491	33.316	29.779	29.446	
8	1'58.115		29.315	31.688	28.288	28.824	332.3
9	1'57.516	*	28.943	31.317	28.087	29.169	333.3
10	2'09.955	P	28.812	31.321	36.415	33.407	331.2
11	57'15.727		39.069	34.371	29.487	29.346	
12	1'57.098		28.982	31.433	28.039	28.644	339.6
13	1'59.304		30.140	31.102	28.261	29.801	339.6
14	1'55.984		28.362	31.096	27.842	28.684	338.5
15	1'55.425		28.334	30.938	27.767	28.386	339.6
16	1'55.383	*	28.252	30.784	27.758	28.589	338.5
17	2'12.126	P	33.499	34.308	30.064	34.255	339.6
18	23'25.734		32.971	32.821	29.749	29.200	
19	2'06.649		28.949	31.112	35.653	30.935	341.7
20	1'55.110		28.611	30.632	27.552	28.315	339.6
21	1'54.507		28.195	30.448	27.570	28.294	341.7
22	1'54.459	*	28.160	30.462	27.487	28.350	335.4
23	2'08.965	P	31.769	32.469	31.015	33.712	340.6
24	21'46.826		31.333	32.403	28.698	28.819	
25	1'54.943		28.296	30.836	27.666	28.145	341.7
26	1'53.695		28.005	30.306	27.373	28.011	341.7
27	1'54.633	*	28.277	30.765	27.499	28.092	341.7
28	2'03.580	P	30.874	31.564	28.788	32.354	341.7
29	36'54.426		33.799	32.506	28.710	28.983	
30	2'00.090		28.750	35.344	27.775	28.221	341.7

Fastest Lap: Francesco BAGNAIA Ducati Lenovo Team ITA **1'52.040** 27.675 30.080 26.796 27.489

These data/results cannot be reproduced, stored and/or transmitted in whole or in part by any manner of electronic, mechanical, photocopying, recording, broadcasting or otherwise now known or herein after developed without the previous express consent by the copyright owner, except for reproduction in daily press and regular printed publications on sale to the public within 60 days of the event related to those data/results and always provided that copyright symbol appears together as follows below.
 © DORNA, 2024

Official MotoGP Timing by TISSOT
 www.motogp.com



Doha, Monday, February 19, 2024

Day 1 Practice

MotoGP

Lap	Lap Time	T1	T2	T3	T4	Speed	Lap	Lap Time	T1	T2	T3	T4	Speed
31	1'53.069	28.044	30.182	27.142	27.701	347.2	33	1'52.467	27.636	30.377	26.908	27.546	345.0
32	1'53.385 *	27.750	30.356	27.293	27.986	349.5	34	1'52.545 *	27.629	30.285	26.926	27.705	345.0
33	2'07.541 P	33.554	32.355	28.331	33.301	347.2	35	2'05.560 P	31.579	32.714	28.537	32.730	345.0
34	38'13.710 P	29.536	32.007	28.239	35.738		36	16'18.390	29.772	31.725	27.794	28.067	
35	11'28.336	32.291	43.693	30.005	29.750		37	1'53.038	27.831	30.359	27.060	27.788	343.9
36	1'54.292	28.225	30.809	27.418	27.840	343.9	38	1'52.854 *	27.752	30.342	27.066	27.694	346.1
37	1'52.890	27.782	30.226	27.206	27.676	345.0	39	2'01.970 P	27.829	30.850	29.152	34.139	347.2
38	2'04.092 *	27.853	40.679	27.438	28.122	345.0	40	13'09.986 P	35.096	36.252	30.469	33.770	
39	2'01.890 P	30.480	30.912	28.462	32.036	347.2	41	3'04.576 P	30.946	34.690	33.813	35.234	
40	17'03.699	30.140	34.075	27.740	27.940		6th 12 Maverick VIÑALES Aprilia Racing SPA						
41	1'53.877	27.813	30.681	27.543	27.840	347.2	Runs=14 Total laps=60 Full laps=34 Valid laps=34						
42	1'52.946 *	27.784	30.217	27.115	27.830	347.2	1	1:51'52.378	31.914	32.527	28.472	28.904	
43	1'57.763 P	27.704	31.067	27.704	31.288	347.2	2	1'59.159	29.091	33.651	27.890	28.527	331.2
44	28'52.890	29.529	32.433	27.896	28.578		3	1'54.883	28.527	30.743	27.379	28.234	332.3
45	1'53.178	27.831	30.336	27.159	27.852	349.5	4	1'59.426	28.497	33.740	28.182	29.007	333.3
46	1'52.488 *	27.715	30.241	26.974	27.558	347.2	5	2'01.128 P	28.302	31.046	27.670	34.110	334.3
47	2'04.110 P	29.298	32.749	28.423	33.640	351.7	6	16'53.135	30.476	32.499	28.910	28.867	
48	7'34.366	31.345	34.211	28.254	28.149		7	1'57.129	29.009	31.295	28.063	28.762	331.2
49	1'54.218	27.610	29.881	28.653	28.074	346.1	8	1'56.756	28.621	31.253	28.148	28.734	333.3
50	1'52.336 *	27.541	29.989	27.011	27.795	346.1	9	2'09.640 P	32.586	33.577	29.572	33.905	334.3
51	2'07.929 P	30.480	34.137	30.671	32.641	346.1	10	23'54.186	29.357	31.803	27.929	28.358	
5th 49 Fabio DI GIANNANT Pertamina Enduro VR ITA													
Runs=9 Total laps=41 Full laps=25 Valid laps=25													
1	1:42'14.986	32.347	35.649	30.812	29.723		11	1'54.067	28.084	30.456	27.330	28.197	337.5
2	1'58.803	29.649	31.845	28.435	28.874	334.3	12	1'58.579	28.191	33.799	27.958	28.631	335.4
3	1'57.105	28.935	31.393	28.055	28.722	337.5	13	1'54.857	28.213	30.687	27.613	28.344	334.3
4	1'56.515 *	28.648	31.462	27.878	28.527	337.5	14	2'01.459 P	29.993	30.824	28.522	32.120	334.3
5	2'11.384 P	32.009	33.652	28.992	36.731	338.5	15	22'35.692	44.675	32.288	28.126	28.333	
6	11'58.908	31.832	32.705	28.770	29.497		16	1'54.337	28.130	30.654	27.445	28.108	336.4
7	1'57.716	29.274	31.385	28.177	28.880	337.5	17	1'53.685	27.995	30.600	27.088	28.002	337.5
8	1'56.442	28.698	31.101	28.067	28.576	334.3	18	2'04.647 P	28.165	35.664	28.475	32.343	345.0
9	1'56.330 *	28.687	31.255	27.859	28.529	336.4	19	17'13.967	40.109	31.544	27.981	28.621	
10	2'10.212 P	32.085	34.070	29.845	34.212	335.4	20	1'54.530	28.252	30.616	27.265	28.397	336.4
11	1:38'12.131	31.659	32.831	28.328	28.458		21	1'53.652	28.032	30.377	27.186	28.057	336.4
12	1'57.524	30.245	31.214	27.784	28.281	341.7	22	1'59.698 P	29.218	31.562	27.928	30.990	335.4
13	1'54.775	28.345	30.746	27.613	28.071	340.6	23	14'13.759	28.934	31.285	27.617	28.164	
14	1'54.205	28.147	30.667	27.413	27.978	341.7	24	1'53.472	28.047	30.459	27.032	27.934	335.4
15	1'53.732 *	27.956	30.575	27.311	27.890	340.6	25	1'53.276	28.007	30.328	27.116	27.825	336.4
16	2'05.231 P	30.459	32.563	28.782	33.427	339.6	26	2'00.916 P	29.577	31.583	28.234	31.522	335.4
17	25'59.908	31.684	31.945	28.005	28.518		27	10'23.896	40.009	31.690	28.067	28.398	
18	1'54.175	28.203	30.705	27.379	27.888	340.6	28	1'54.463	28.328	30.669	27.472	27.994	336.4
19	1'53.545	28.003	30.500	27.176	27.866	341.7	29	1'54.111	28.175	30.562	27.324	28.050	336.4
20	1'53.477	27.932	30.464	27.179	27.902	342.8	30	1'55.025	27.966	30.993	27.812	28.254	336.4
21	1'53.412	27.877	30.411	27.188	27.936	341.7	31	2'00.655 P	28.656	32.757	27.973	31.269	336.4
22	1'53.264	27.890	30.493	27.110	27.771	342.8	32	7'22.891	28.184	30.968	27.681	28.103	
23	1'53.361 *	28.020	30.464	27.076	27.801	342.8	33	1'59.932 P	28.023	30.451	29.363	32.095	338.5
24	1'57.018 P	28.028	30.537	27.327	31.126	345.0	34	27'46.527	28.985	31.201	27.526	27.884	
25	30'29.900	29.780	31.918	27.939	28.133		35	1'52.754	27.717	30.265	26.994	27.778	337.5
26	1'53.798	28.091	30.578	27.186	27.943	343.9	36	1'57.283	27.877	34.087	27.466	27.853	338.5
27	1'53.093	27.912	30.362	27.115	27.704	343.9	37	1'52.957	27.852	30.206	26.957	27.942	337.5
28	1'52.826	27.887	30.305	26.948	27.686	342.8	38	2'01.129 P	30.102	31.579	28.393	31.055	336.4
29	1'52.830 *	27.833	30.286	27.019	27.692	343.9	39	14'27.510	28.960	31.702	27.889	28.004	
30	2'05.443 P	30.336	33.080	29.121	32.906	342.8	40	1'53.156	27.916	30.322	27.039	27.879	339.6
31	29'48.772	30.026	31.938	27.814	28.092		41	1'56.029	27.857	32.763	27.420	27.989	339.6
32	1'53.164	27.882	30.376	27.075	27.831	343.9	42	1'57.707 P	27.983	30.424	27.206	32.094	339.6
							43	9'12.077 P	30.507	33.305	29.704	35.463	
							44	2'58.936 P	47.151	34.758	30.340	32.417	

Fastest Lap: Francesco BAGNAIA Ducati Lenovo Team ITA **1'52.040** 27.675 30.080 26.796 27.489

These data/results cannot be reproduced, stored and/or transmitted in whole or in part by any manner of electronic, mechanical, photocopying, recording, broadcasting or otherwise now known or herein after developed without the previous express consent by the copyright owner, except for reproduction in daily press and regular printed publications on sale to the public within 60 days of the event related to those data/results and always provided that copyright symbol appears together as follows below.
© DORNA, 2024

Official MotoGP Timing by TISSOT
www.motogp.com



Doha, Monday, February 19, 2024

Day 1 Practice

MotoGP

Lap	Lap Time	T1	T2	T3	T4	Speed	Lap	Lap Time	T1	T2	T3	T4	Speed
45	2'51.210	29.425	31.767	27.586	28.131		unfinished	27.887	30.421	27.214			338.5
46	1'53.866	28.082	30.520	27.264	28.000	339.6	38	2'02.493	30.841	33.156	28.865	29.631	
47	1'53.718	28.021	30.511	27.245	27.941	338.5	39	1'54.846	28.408	30.882	27.402	28.154	342.8
48	1'58.688 P	28.086	31.524	28.065	31.013	338.5	40	1'53.435	27.939	30.466	27.274	27.756	342.8
49	44'22.487	28.245	31.036	27.367	27.836		41	1'53.537	27.967	30.505	27.267	27.798	341.7
50	1'52.495	27.761	30.112	26.975	27.647	340.6	42	1'53.016 *	27.817	30.349	27.157	27.693	341.7
51	1'52.950	27.815	30.296	27.112	27.727	339.6	43	2'01.492 P	29.664	31.774	28.124	31.930	341.7
52	1'52.932	27.847	30.308	26.960	27.817	340.6	44	17'23.061	30.255	32.512	28.337	28.473	
53	1'53.075	27.936	30.321	27.015	27.803	338.5	45	1'54.928	28.455	30.971	27.419	28.083	342.8
54	1'52.959	27.859	30.303	26.994	27.803	340.6	46	1'53.685	28.061	30.440	27.226	27.958	341.7
55	1'53.343	27.953	30.398	27.095	27.897	339.6	47	1'53.878	28.052	30.470	27.363	27.993	341.7
56	1'53.273	27.904	30.421	27.012	27.936	340.6	48	1'53.865 *	28.055	30.536	27.296	27.978	341.7
57	1'53.778	28.087	30.508	27.260	27.923	341.7	49	2'01.994 P	29.365	32.106	28.499	32.024	339.6
58	1'54.508	28.029	30.647	27.370	28.462	340.6	50	13'02.674	29.522	32.086	28.114	28.542	
59	1'53.247	27.951	30.405	27.103	27.788	341.7	51	1'53.454	27.997	30.509	27.146	27.802	341.7
60	2'05.749 P	32.338	32.445	29.077	31.889	340.6	52	1'52.556 *	27.789	30.198	26.889	27.680	342.8
7th 73 Alex MARQUEZ Gresini Racing MotoG SPA Runs=10 Total laps=53 Full laps=33 Valid laps=36							8th 23 Enea BASTIANINI Ducati Lenovo Team ITA Runs=9 Total laps=39 Full laps=23 Valid laps=23						
1	1:41'25.173	32.316	35.126	30.301	30.703		1	1:44'25.898	31.499	34.574	30.130	30.021	
2	2'01.892	30.798	32.683	29.095	29.316	325.3	2	2'00.036	30.420	32.236	28.596	28.784	332.3
3	1'59.138	29.422	32.132	28.552	29.032	334.3	3	1'58.241	29.513	31.724	28.247	28.757	334.3
4	1'57.530 *	28.989	31.513	28.195	28.833	333.3	4	1'57.754	28.978	31.936	28.035	28.805	336.4
5	2'01.258 P	29.003	31.645	28.193	32.417	334.3	5	1'57.275	28.930	31.331	27.969	29.045	336.4
6	20'32.277	30.397	33.764	29.652	29.914		6	2'05.419 P	30.443	32.757	29.061	33.158	334.3
7	2'01.486	29.127	34.675	28.459	29.225	333.3	7	15'34.620	30.530	32.658	28.987	29.418	
8	1'57.272 *	28.860	31.428	28.047	28.937	333.3	8	2'01.155	29.253	31.909	28.282	31.711	338.5
9	2'02.044 P	28.574	31.280	27.939	34.251	333.3	9	1'57.655	29.152	31.587	28.134	28.782	335.4
10	34'15.111	30.779	33.171	29.076	29.227		10	2'03.253 P	28.921	31.636	29.145	33.551	337.5
11	1'56.378	28.851	31.274	27.785	28.468	333.3	11	54'59.324	31.324	32.477	29.073	28.625	
12	1'56.913	28.863	31.337	28.013	28.700	334.3	12	1'55.531	28.665	30.893	27.708	28.265	337.5
13	1'55.289	28.378	30.992	27.532	28.387	335.4	13	1'54.580	28.393	30.577	27.519	28.091	338.5
14	1'55.155	28.275	31.001	27.522	28.357	335.4	14	1'57.809	28.278	30.543	30.494	28.494	338.5
15	1'54.592 *	28.203	30.698	27.502	28.189	335.4	15	1'54.266	28.330	30.568	27.352	28.016	337.5
16	2'05.503 P	30.552	32.661	29.085	33.205	335.4	16	2'03.474 P	29.918	32.155	28.704	32.697	337.5
17	24'29.780	30.141	33.237	30.635	28.934		17	23'31.054	29.603	32.218	28.025	32.081	
18	1'55.934	28.575	31.091	27.822	28.446	338.5	18	1'55.130	28.762	30.790	27.413	28.165	336.4
19	1'55.321	28.222	30.793	27.645	28.661	341.7	19	1'54.285	28.171	30.569	27.333	28.212	339.6
20	1'54.734	28.376	30.719	27.489	28.150	337.5	20	1'54.029	28.102	30.549	27.295	28.083	338.5
21	1'54.701 *	28.179	30.795	27.504	28.223	337.5	21	2'02.217 P	30.738	31.354	28.335	31.790	340.6
22	2'03.385 P	30.467	32.047	29.030	31.841	336.4	22	32'13.540	30.407	32.006	28.114	28.369	
23	12'42.789	30.919	32.884	28.883	30.785		23	1'55.326	28.495	30.646	27.259	28.926	342.8
24	1'55.435	28.486	30.994	27.674	28.281	336.4	24	1'54.169	28.316	30.510	27.459	27.884	342.8
25	1'54.567	28.239	30.672	27.501	28.155	337.5	25	1'53.602	27.963	30.435	27.185	28.019	342.8
26	1'54.300	28.033	30.643	27.475	28.149	338.5	26	1'59.681 P	29.190	31.659	27.641	31.191	342.8
27	1'54.412 *	28.191	30.725	27.437	28.059	337.5	27	48'09.054	29.913	32.035	28.148	28.297	
28	2'07.346 P	31.896	32.259	28.638	34.553	337.5	28	1'56.592	28.236	32.366	27.603	28.387	341.7
29	23'36.331	30.009	32.898	28.637	28.769		29	1'54.108	28.102	30.533	27.399	28.074	341.7
30	1'55.319	28.420	31.055	27.688	28.156	338.5	30	1'54.214	28.047	30.762	27.425	27.980	342.8
31	1'54.216	28.136	30.590	27.364	28.126	338.5	31	2'01.934 P	29.589	32.194	28.472	31.679	342.8
32	1'54.156 *	28.044	30.619	27.373	28.120	339.6	32	12'28.094	32.539	31.653	27.656	28.025	
33	2'04.373 P	29.908	33.136	29.831	31.498	338.5	33	1'52.589	27.714	30.174	27.085	27.616	346.1
34	17'04.023	29.963	33.362	28.134	28.363		34	2'10.314 P	27.671	38.331	31.962	32.350	343.9
35	1'54.225	28.112	30.731	27.410	27.972	339.6	35	20'00.302	29.499	31.857	27.700	27.986	
36	1'53.374	27.893	30.454	27.179	27.848	339.6	36	1'53.277	27.965	30.341	27.265	27.706	343.9
37	1'53.357	27.905	30.401	27.157	27.894	338.5							

Fastest Lap: Francesco BAGNAIA Ducati Lenovo Team ITA **1'52.040** 27.675 30.080 26.796 27.489

These data/results cannot be reproduced, stored and/or transmitted in whole or in part by any manner of electronic, mechanical, photocopying, recording, broadcasting or otherwise now known or herein after developed without the previous express consent by the copyright owner, except for reproduction in daily press and regular printed publications on sale to the public within 60 days of the event related to those data/results and always provided that copyright symbol appears together as follows below.
© DORNA, 2024



Day 1 Practice

MotoGP

Lap	Lap Time	T1	T2	T3	T4	Speed	Lap	Lap Time	T1	T2	T3	T4	Speed
37	1'53.024	27.796	30.465	27.092	27.671	345.0	50	1'52.632	27.794	30.042	27.052	27.744	340.6
38	1'52.679	27.771	30.236	26.999	27.673	346.1	51	1'59.608	27.869	32.361	29.520	29.858	341.7
39	1'57.761 P	28.096	31.358	27.612	30.695	355.2	52	1'57.804 P	28.003	31.017	28.131	30.653	343.9
unfinished		31.122											

9th 5 Johann ZARCO CASTROL Honda LC FRA							10th 20 Fabio QUARTARAR Monster Energy Yama FRA								
Runs=13		Total laps=52		Full laps=27		Valid laps=27		Runs=10		Total laps=58		Full laps=38		Valid laps=38	
1	2:34'49.374	30.031	33.642	29.726	32.426		1	1:48'13.361	31.049	34.101	29.742	30.049			
2	1'59.502	29.175	32.628	28.316	29.383	332.3	2	1'59.549	29.979	32.076	28.486	29.008	338.5		
3	1'56.959	28.755	31.245	28.041	28.918	333.3	3	1'56.738	28.785	31.420	28.024	28.509	338.5		
4	1'56.167	28.631	31.085	27.987	28.464	333.3	4	1'56.036	28.739	30.956	27.893	28.448	337.5		
5	1'55.712	28.442	30.941	27.883	28.446	334.3	5	1'59.788	29.841	33.115	28.291	28.541	337.5		
6	2'06.383 P	29.921	32.223	31.395	32.844	334.3	6	1'57.927 P	28.596	31.074	28.037	30.220	338.5		
7	21'07.806	29.814	33.437	29.042	29.256		7	16'18.986	30.260	33.282	28.592	29.780			
8	1'57.467	28.773	31.654	28.263	28.777	333.3	8	1'56.748	29.030	31.270	27.872	28.576	333.3		
9	1'55.831	28.404	31.063	27.916	28.448	336.4	9	1'56.388	28.665	31.235	27.894	28.594	336.4		
10	2'04.777 P	29.196	33.171	29.105	33.305	343.9	10	2'00.782	30.963	32.596	28.387	28.836	336.4		
11	17'40.421	29.382	32.440	28.686	34.248		11	1'56.242	28.535	31.286	27.843	28.578	337.5		
12	1'56.167	28.576	31.055	27.981	28.555	336.4	12	1'56.378	28.561	31.264	27.917	28.636	336.4		
13	1'55.425	28.261	30.904	27.889	28.371	337.5	13	2'04.198 P	31.308	32.624	29.296	30.970	335.4		
14	2'02.785 P	28.964	32.646	29.370	31.805	336.4	14	19'11.294	29.560	32.718	28.862	29.016			
15	18'06.681	28.852	32.754	28.573	28.964		15	1'57.676	28.829	31.547	28.343	28.957	339.6		
16	1'57.099	28.657	31.525	28.198	28.719	336.4	16	1'56.413	28.612	31.215	28.046	28.540	340.6		
17	1'55.147	28.176	30.864	27.752	28.355	336.4	17	1'56.438	28.612	31.268	28.049	28.509	337.5		
18	2'01.470 P	28.400	32.124	28.645	32.301	335.4	18	1'56.324	28.561	31.172	27.997	28.594	337.5		
19	11'47.512	31.680	32.317	28.574	28.720		19	2'04.931 P	30.913	32.171	31.480	30.367	333.3		
20	1'56.344	28.981	31.012	27.940	28.411	336.4	20	16'56.683	29.284	32.953	28.744	28.946			
21	1'55.409	28.330	30.931	27.786	28.362	336.4	21	1'55.740	28.703	30.919	27.776	28.342	336.4		
22	2'01.059 P	28.242	30.956	29.309	32.552	336.4	22	2'01.044	31.585	32.398	28.361	28.700	339.6		
23	15'59.886	28.785	32.331	28.220	28.299		23	1'54.734	28.268	30.744	27.528	28.194	338.5		
24	1'54.107	27.953	30.592	27.547	28.015	338.5	24	1'54.589	28.178	30.668	27.558	28.185	339.6		
25	1'53.931	27.968	30.414	27.499	28.050	336.4	25	2'02.259 P	30.316	32.563	29.437	29.943	337.5		
26	2'03.598 P	28.161	33.554	28.781	33.102	337.5	26	21'35.423	32.131	32.416	28.435	28.781			
27	18'10.594	28.288	31.996	28.350	28.665		27	1'55.090	28.425	30.872	27.668	28.125	338.5		
28	1'57.508	30.604	30.880	27.784	28.240	339.6	28	2'00.369	32.544	31.411	28.074	28.340	341.7		
29	1'57.588	27.920	30.532	30.105	29.031	339.6	29	1'54.550	28.077	30.672	27.618	28.183	340.6		
30	1'58.298 P	28.012	30.496	27.560	32.230	338.5	30	1'54.480	28.059	30.709	27.576	28.136	341.7		
31	13'08.963	28.827	32.347	28.270	28.562		31	2'03.869 P	32.436	32.329	29.247	29.857	342.8		
32	1'54.185	28.052	30.508	27.567	28.058	334.3	32	24'39.041	30.118	32.343	28.573	28.568			
33	1'53.984	27.964	30.513	27.457	28.050	339.6	33	1'54.851	28.230	30.806	27.645	28.170	340.6		
34	1'59.821 P	28.185	30.977	28.118	32.541	338.5	34	1'54.168	27.992	30.636	27.510	28.030	340.6		
35	14'32.142	29.170	32.651	28.403	29.244		35	1'54.221	28.001	30.604	27.517	28.099	341.7		
36	1'55.622	29.576	30.622	27.459	27.965	338.5	36	1'53.924	27.983	30.557	27.454	27.930	342.8		
37	1'54.096	28.059	30.559	27.488	27.990	342.8	37	2'00.061 P	30.044	32.067	28.479	29.471	341.7		
38	1'59.831	28.231	31.457	30.467	29.676	340.6	38	42'47.402	29.512	32.485	29.950	28.679			
39	1'57.489 P	28.303	31.003	27.493	30.690	348.3	39	1'56.112	29.258	30.994	27.715	28.145	341.7		
40	19'39.839	1'00.645	32.739	28.339	28.408		40	1'54.276	28.012	30.722	27.578	27.964	343.9		
41	1'54.296	28.072	30.621	27.548	28.055	338.5	41	1'54.266	28.136	30.619	27.582	27.929	345.0		
42	1'54.060	28.035	30.487	27.530	28.008	340.6	42	1'55.930 P	27.947	30.573	27.469	29.941	346.1		
43	2'03.130 P	27.991	32.910	29.376	32.853	340.6	43	16'28.605	28.624	32.004	27.962	28.307			
44	19'45.679	45.246	33.254	28.890	28.413		44	1'53.254	27.897	30.367	27.212	27.778	345.0		
45	1'57.682	28.142	30.665	30.517	28.358	338.5	45	1'53.181	27.835	30.288	27.230	27.828	348.3		
46	1'53.790	27.955	30.444	27.404	27.987	338.5	46	1'53.121	27.850	30.292	27.193	27.786	346.1		
47	1'59.805 P	28.415	31.236	28.610	31.544	338.5	47	2'04.923 P	31.733	35.193	28.430	29.567	343.9		
48	2'49.604 P	43.268	32.712	28.289	33.365		48	44'36.555	28.887	32.312	28.132	28.441			
49	13'19.242	28.441	31.383	27.807	28.158		49	1'54.368	28.187	30.662	27.547	27.972	343.9		
50							50	1'56.369	28.003	32.324	28.062	27.980	343.9		

Fastest Lap:	Francesco BAGNAIA	Ducati Lenovo Team	ITA	1'52.040	27.675	30.080	26.796	27.489
---------------------	-------------------	--------------------	-----	-----------------	--------	--------	--------	--------

These data/results cannot be reproduced, stored and/or transmitted in whole or in part by any manner of electronic, mechanical, photocopying, recording, broadcasting or otherwise now known or herein after developed without the previous express consent by the copyright owner, except for reproduction in daily press and regular printed publications on sale to the public within 60 days of the event related to those data/results and always provided that copyright symbol appears together as follows below.
© DORNA, 2024



Day 1 Practice

MotoGP

Lap	Lap Time	T1	T2	T3	T4	Speed	Lap	Lap Time	T1	T2	T3	T4	Speed
51	1'53.612	27.897	30.431	27.345	27.939	343.9	46	1'54.132	27.993	30.496	27.655	27.988	342.8
52	1'53.379	27.847	30.435	27.248	27.849	345.0	47	1'53.771	27.861	30.731	27.274	27.905	342.8
53	1'58.242 P	29.965	31.008	27.867	29.402	345.0	48	1'53.238	27.847	30.288	27.230	27.873	345.0
54	10'33.494	28.111	31.460	28.050	28.091		49	1'53.224 *	27.746	30.342	27.310	27.826	343.9
55	1'57.553	30.483	31.435	27.706	27.929	347.2	50	2'03.230 P	30.682	32.922	27.897	31.729	345.0
56	1'52.637	27.636	30.219	27.115	27.667	346.1	51	8'00.987	29.254	32.239	27.762	27.919	
57	1'53.106	27.766	30.379	27.131	27.830	347.2	52	1'53.711	27.816	30.501	27.633	27.761	343.9
58	2'05.902 P	33.591	32.114	29.049	31.148	346.1	53	1'59.448	27.899	35.454	27.623	28.472	343.9

11th 72 Marco BEZZECCHI Pertamina Enduro VR ITA
Runs=11 Total laps=62 Full laps=40 Valid laps=40

1	1:34'15.897	33.540	35.264	30.547	30.693	
2	2'01.247	30.707	32.197	29.147	29.196	332.3
3	1'57.809	29.039	31.512	28.456	28.802	336.4
4	2'01.671	28.731	35.630	28.521	28.789	337.5
5	1'59.228	28.650	31.190	28.092	31.296	336.4
6	1'58.029 *	28.999	31.943	28.284	28.803	339.6
7	2'03.378 P	29.022	31.596	28.601	34.159	333.3
8	18'27.451	30.462	34.890	28.865	29.101	
9	1'58.260	28.967	31.370	29.014	28.909	333.3
10	1'57.440 *	28.603	31.679	28.648	28.510	335.4
11	6'53.759 P	28.218	31.270	39.391	5'14.880	334.3
12	31'52.576	33.258	34.065	28.711	28.898	
13	1'56.451	28.788	31.178	27.968	28.517	340.6
14	1'55.613	28.272	30.939	27.783	28.619	340.6
15	1'57.281	29.339	31.875	27.715	28.352	341.7
16	1'56.387 *	28.356	31.851	27.809	28.371	340.6
17	2'33.040 P	56.989	34.241	29.039	32.771	338.5
18	28'42.419	31.024	33.603	36.317	29.228	
19	1'57.057	28.593	31.298	28.743	28.423	341.7
20	1'54.429	28.070	30.714	27.471	28.174	342.8
21	1'54.440	28.238	30.540	27.504	28.158	342.8
22	1'54.061 *	28.032	30.515	27.387	28.127	342.8
23	2'03.161 P	30.155	32.113	28.977	31.916	341.7
24	37'09.786	31.982	32.746	28.646	28.775	
25	2'00.226	29.137	34.544	27.876	28.669	341.7
26	1'54.484	28.126	30.735	27.596	28.027	340.6
27	1'55.870	29.566	30.700	27.536	28.068	342.8
28	1'53.932 *	27.968	30.464	27.459	28.041	341.7
29	2'02.832 P	33.454	31.275	27.742	30.361	342.8
30	16'41.580	30.395	32.539	28.883	28.488	
31	1'55.558	28.240	31.173	28.096	28.049	338.5
32	2'04.392	33.939	31.639	28.952	29.862	339.6
33	1'57.523	27.895	32.711	28.964	27.953	342.8
34	1'53.800	27.905	30.525	27.403	27.967	342.8
35	1'53.738 *	27.873	30.564	27.404	27.897	343.9
36	2'06.186 P	33.277	32.189	28.544	32.176	341.7
37	18'05.020	37.146	33.961	28.893	28.846	
38	1'55.943	28.343	31.590	27.802	28.208	341.7
39	1'53.973	27.968	30.560	27.445	28.000	342.8
40	1'55.742	27.997	31.720	27.926	28.099	341.7
41	1'55.667 *	27.848	30.565	28.937	28.317	342.8
42	2'01.303 P	27.874	30.566	29.370	33.493	343.9
43	18'08.827 *	30.229	32.337	28.378	28.356	
44	1'57.701 P	28.629	30.734	27.550	30.788	345.0
45	19'00.132	29.615	31.734	28.222	28.423	

12th 25 Raul FERNANDEZ Trackhouse Racing SPA
Runs=11 Total laps=48 Full laps=27 Valid laps=27

1	2:34'53.872	32.209	34.900	30.226	30.064	
2	2'01.491	29.666	34.721	28.255	28.849	335.4
3	1'56.288	28.850	31.184	27.722	28.532	335.4
4	1'56.330	28.700	31.261	27.871	28.498	335.4
5	2'03.366 P	30.108	32.161	28.937	32.160	338.5
6	14'22.616	30.950	32.697	28.568	29.003	
7	1'56.248	28.816	30.955	27.544	28.933	334.3
8	1'55.160	28.581	30.739	27.556	28.284	335.4
9	2'02.221 P	29.729	32.127	28.464	31.901	335.4
10	23'57.179	30.760	32.336	29.364	29.206	
11	1'57.410	28.432	32.901	27.634	28.443	336.4
12	1'54.945	28.453	30.813	27.457	28.222	336.4
13	1'55.175	28.376	30.931	27.521	28.347	336.4
14	2'09.412 P	29.973	32.554	33.183	33.702	336.4
15	27'42.660	29.740	32.578	28.256	28.892	
16	1'54.373	28.318	30.699	27.243	28.113	337.5
17	1'54.208	28.136	30.562	27.295	28.215	338.5
18	2'04.660 P	31.155	32.132	28.439	32.934	337.5
19	16'44.360	29.547	32.421	28.492	28.706	
20	1'54.620	28.338	30.701	27.376	28.205	339.6
21	1'53.652	28.134	30.401	27.113	28.004	339.6
22	2'01.466 P	29.278	31.236	28.043	32.909	339.6
23	14'07.368	29.881	31.964	28.127	28.339	
24	1'53.155	28.004	30.225	27.020	27.906	340.6
25	1'52.814	27.839	30.390	26.861	27.724	341.7
26	1'56.882	29.187	31.352	27.945	28.398	341.7
27	1'53.784	28.060	30.458	27.231	28.035	341.7
28	1'59.281 P	28.091	31.324	28.059	31.807	342.8
29	29'48.691	29.913	31.955	27.869	28.733	
30	1'56.707	30.446	30.810	27.307	28.144	341.7
31	1'53.577	28.102	30.409	27.106	27.960	341.7
32	1'53.535	27.985	30.444	27.082	28.024	342.8
33	2'03.343 P	29.749	32.041	28.615	32.938	341.7
34	20'23.458	30.140	31.849	27.750	28.350	
35	1'57.935	28.191	30.555	30.210	28.979	342.8
36	1'53.939	28.107	30.703	27.136	27.993	342.8

Fastest Lap: Francesco BAGNAIA Ducati Lenovo Team ITA **1'52.040** 27.675 30.080 26.796 27.489

These data/results cannot be reproduced, stored and/or transmitted in whole or in part by any manner of electronic, mechanical, photocopying, recording, broadcasting or otherwise now known or herein after developed without the previous express consent by the copyright owner, except for reproduction in daily press and regular printed publications on sale to the public within 60 days of the event related to those data/results and always provided that copyright symbol appears together as follows below.
© DORNA, 2024



Day 1 Practice

MotoGP

Lap	Lap Time	T1	T2	T3	T4	Speed	Lap	Lap Time	T1	T2	T3	T4	Speed
37	1'53.664	28.081	30.534	27.024	28.025	342.8	42	38'08.077	28.323	31.444	27.914	28.210	
38	2'04.546 P	32.465	31.676	28.368	32.037	343.9	43	1'54.301	28.140	30.623	27.566	27.972	339.6
39	19'47.296	30.410	32.106	28.326	28.507		44	1'58.894	32.441	30.778	27.572	28.103	340.6
40	1'54.392	28.392	30.521	27.373	28.106	342.8	45	1'54.445	28.311	30.742	27.506	27.886	340.6
41	1'53.475	28.019	30.455	27.121	27.880	342.8	46	1'53.631 *	27.960	30.518	27.328	27.825	343.9
42	1'53.817	28.257	30.442	27.094	28.024	342.8	47	2'02.295 P	30.472	31.944	28.687	31.192	340.6
43	2'01.636 P	29.757	31.344	27.826	32.709	343.9	48	14'27.123	27.678	31.290	27.509	27.970	
44	14'21.618	29.863	31.956	27.771	28.340		49	1'53.182	27.880	30.396	27.161	27.745	340.6
45	1'55.205	28.461	30.856	27.448	28.440	342.8	50	1'52.823 *	27.820	30.227	27.099	27.677	338.5
46	1'54.488	28.397	30.521	27.336	28.234	342.8	51	2'03.994 P	27.758	30.319	34.050	31.867	340.6
47	2'04.119 P	29.377	32.225	28.690	33.827	342.8	52	16'06.828 P	1'02.456	33.016	29.009	31.154	
48	2'57.145 P	30.413	33.158	29.626	36.954								

13th 36 Joan MIR Repsol Honda Team SPA
 Runs=12 Total laps=52 Full laps=29 Valid laps=29

1	1:47'51.689	31.290	33.762	29.114	29.406	
2	1'58.986	29.744	32.013	28.452	28.777	333.3
3	1'56.759	28.783	31.410	27.996	28.570	333.3
4	1'56.702 *	28.787	31.125	28.069	28.721	332.3
5	2'09.047 P	33.052	34.440	29.179	32.376	331.2
6	17'49.366	29.113	32.432	30.060	29.159	
7	1'58.107	28.964	31.749	28.297	29.097	331.2
8	1'57.475	28.780	31.697	28.159	28.839	332.3
9	1'56.356 *	28.523	31.238	27.983	28.612	334.3
10	2'05.696 P	31.899	32.768	29.021	32.008	327.2
11	25'45.090	33.158	32.547	28.562	28.915	
12	1'56.889	28.888	31.259	28.131	28.611	336.4
13	1'56.501	28.640	31.280	28.001	28.580	336.4
14	1'55.803 *	28.458	30.977	27.890	28.478	336.4
15	2'04.247 P	30.855	32.523	29.482	31.387	333.3
16	26'53.133	30.697	32.055	28.441	28.957	
17	1'55.939	28.542	31.074	27.974	28.349	336.4
18	1'55.786	28.446	30.872	27.820	28.648	337.5
19	1'55.613 *	28.538	30.855	27.843	28.377	336.4
20	2'05.391 P	31.469	33.567	28.787	31.568	338.5
21	19'57.699	29.063	31.857	29.737	28.597	
22	1'55.675	28.640	30.881	27.797	28.357	338.5
23	1'55.152 *	28.283	30.884	27.621	28.364	338.5
24	2'03.201 P	28.281	30.805	32.348	31.767	337.5
25	20'28.319	28.456	31.755	27.999	28.442	
26	1'54.413	28.204	30.682	27.528	27.999	340.6
27	1'53.669 *	28.035	30.449	27.311	27.874	345.0
28	1'58.577 P	28.240	31.103	28.606	30.628	343.9
29	19'08.515	28.260	31.449	28.044	28.372	
30	1'56.556	28.290	30.611	29.063	28.592	336.4
31	1'54.537	28.075	30.777	27.432	28.253	338.5
32	1'53.961 *	28.097	30.498	27.411	27.955	337.5
33	2'05.167 P	30.550	33.032	30.474	31.111	339.6
34	18'21.924	28.114	31.430	28.032	28.329	
35	1'54.411	28.165	30.618	27.544	28.084	339.6
36	1'53.996 *	28.059	30.603	27.354	27.980	339.6
37	2'03.451 P	29.786	32.514	29.340	31.811	338.5
38	16'00.705	27.920	31.729	28.006	28.297	
39	1'54.291	28.142	30.667	27.422	28.060	339.6
40	1'54.004 *	28.119	30.549	27.445	27.891	339.6
41	2'02.115 P	30.082	32.218	28.631	31.184	339.6

14th 43 Jack MILLER Red Bull KTM Factory AUS
 Runs=10 Total laps=57 Full laps=37 Valid laps=37

1	1:33'39.861	33.634	34.915	30.411	32.503	
2	1'59.886	29.977	31.821	28.848	29.240	336.4
3	1'58.225	28.911	31.904	28.317	29.093	335.4
4	1'57.204 *	28.837	31.423	28.122	28.822	334.3
5	2'07.920 P	31.902	34.427	29.291	32.300	336.4
6	21'08.924	32.176	32.040	29.864	30.716	
7	1'56.604	28.825	31.121	28.019	28.639	332.3
8	1'56.044 *	28.452	31.004	28.050	28.538	334.3
9	2'05.420 P	32.036	32.953	28.539	31.892	334.3
10	18'16.551	30.634	32.425	29.656	29.774	
11	1'58.545	29.465	31.508	28.462	29.110	334.3
12	1'56.699	28.580	31.172	28.107	28.840	333.3
13	1'56.391	28.598	31.064	28.096	28.633	333.3
14	1'56.127 *	28.454	31.077	27.972	28.624	334.3
15	2'06.438 P	31.212	34.513	29.014	31.699	340.6
16	1:13'34.208	30.266	32.342	28.538	28.776	
17	2'00.914	32.864	31.570	27.955	28.525	336.4
18	1'54.974	28.332	30.646	27.743	28.253	336.4
19	2'03.631	32.137	34.979	28.239	28.276	335.4
20	1'54.093	28.024	30.454	27.452	28.163	336.4
21	1'54.589 *	28.184	30.691	27.559	28.155	336.4
22	2'04.233 P	29.717	33.383	29.339	31.794	335.4
23	36'05.647	29.117	32.299	28.273	28.567	
24	1'53.639	27.955	30.338	27.295	28.051	336.4
25	1'53.876	27.997	30.405	27.378	28.096	334.3
26	1'54.201	28.030	30.525	27.502	28.144	335.4
27	1'54.139	28.102	30.445	27.483	28.109	336.4
28	1'54.170	27.971	30.552	27.575	28.072	336.4
29	1'53.868 *	28.014	30.489	27.402	27.963	337.5
30	2'13.080 P	30.363	37.609	29.423	35.685	336.4
31	30'18.406	30.583	32.401	28.097	28.374	
32	1'59.708	32.100	31.628	27.839	28.141	339.6
33	1'54.069	28.020	30.361	27.642	28.046	337.5
34	1'53.741	28.013	30.408	27.431	27.889	338.5
35	1'53.902	27.895	30.572	27.526	27.909	338.5
36	1'53.987 *	27.915	30.512	27.506	28.054	339.6
37	2'11.823 P	31.842	35.330	30.907	33.744	338.5
38	9'10.078	29.990	31.457	28.072	28.465	
39	1'54.684	28.381	30.717	27.592	27.994	340.6
40	1'54.006	27.917	30.474	27.447	28.168	340.6
41	1'54.211	27.984	30.559	27.577	28.091	338.5
42	1'54.052 *	27.984	30.503	27.509	28.056	339.6

Fastest Lap: Francesco BAGNAIA Ducati Lenovo Team ITA **1'52.040** 27.675 30.080 26.796 27.489

These data/results cannot be reproduced, stored and/or transmitted in whole or in part by any manner of electronic, mechanical, photocopying, recording, broadcasting or otherwise now known or herein after developed without the previous express consent by the copyright owner, except for reproduction in daily press and regular printed publications on sale to the public within 60 days of the event related to those data/results and always provided that copyright symbol appears together as follows below.
 © DORNA, 2024



Day 1 Practice

MotoGP

Lap	Lap Time		T1	T2	T3	T4	Speed	Lap	Lap Time		T1	T2	T3	T4	Speed
43	2'05.672	P	30.897	32.866	29.292	32.617	339.6	39	1'54.878		30.016	33.543	30.308	31.523	
44	14'44.030		30.730	33.534	28.160	28.532		40	1'57.895		28.634	32.733	28.206	28.322	340.6
45	1'53.613		28.106	30.435	27.291	27.781	342.8	41	1'57.641		28.307	32.995	28.052	28.287	340.6
46	1'53.168		27.806	30.371	27.252	27.739	341.7	42	1'54.845		28.343	30.813	27.615	28.074	341.7
47	2'03.028	*	32.404	33.069	28.461	29.094	342.8	43	1'56.543		28.862	31.489	27.905	28.287	340.6
48	2'01.398	P	30.576	31.522	28.086	31.214	343.9	44	1'54.538		28.211	30.640	27.591	28.096	340.6
49	21'37.525		29.086	31.317	28.069	28.247		45	1'54.409		28.146	30.600	27.571	28.092	341.7
50	1'54.335		28.140	30.635	27.513	28.047	338.5	46	2'05.658	P	30.707	34.569	28.643	31.739	341.7
51	1'53.809		27.899	30.492	27.464	27.954	338.5	47	1:26'21.955		30.080	31.715	28.255	28.013	
52	1'53.843	*	27.946	30.478	27.485	27.934	340.6	48	1'53.401		27.927	30.505	27.275	27.694	345.0
53	2'01.020	P	27.932	30.535	29.524	33.029	340.6	49	1'55.933		29.972	30.651	27.393	27.917	345.0
54	8'09.725		29.255	31.275	28.076	28.025		50	1'52.938		27.674	30.424	27.161	27.679	345.0
55	2'34.547		27.637	1'10.424	28.427	28.059	340.6	51	1'55.307		28.335	30.580	28.183	28.209	346.1
56	1'52.896	*	27.692	30.225	27.141	27.838	339.6	52	1'53.389		27.811	30.363	27.519	27.696	346.1
57	2'12.963	P	32.572	33.625	29.965	36.801	340.6	53	1'58.661		32.145	30.509	27.795	28.212	346.1

15th 31 Pedro ACOSTA Red Bull GASGAS Te SPA
 Runs=12 Total laps=73 Full laps=52 Valid laps=53

1	34'58.148		31.519	33.895	29.838	30.387	
2	2'01.280		30.244	32.128	29.565	29.343	329.2
3	1'58.775		29.154	31.624	28.684	29.313	336.4
4	1'58.141		28.931	31.490	28.572	29.148	336.4
5	2'03.112		30.737	33.690	29.295	29.390	334.3
6	2'05.244	P	28.969	32.867	29.875	33.533	336.4
7	24'12.254	P	30.962	32.690	28.777	32.239	
8	11'09.863		31.091	33.555	28.932	29.829	
9	1'58.142		29.171	31.688	28.284	28.999	337.5
10	1'57.817		28.773	31.492	28.229	29.323	338.5
11	1'57.492		28.930	31.375	28.217	28.970	337.5
12	2'01.807		28.638	31.875	31.698	29.596	337.5
13	2'05.189	P	28.668	31.525	31.852	33.144	338.5
14	25'19.556		30.913	33.656	29.340	30.598	
15	1'57.694		29.080	31.499	28.195	28.920	336.4
16	1'57.236		28.651	31.410	28.128	29.047	336.4
17	2'00.886		30.610	31.727	28.175	30.374	335.4
18	1'59.963		28.663	31.371	28.062	31.867	335.4
19	1'56.904		28.692	31.308	28.066	28.838	333.3
20	2'03.499		30.395	33.366	30.195	29.543	335.4
21	2'02.624	P	29.786	32.454	28.501	31.883	335.4
22	22'22.614		30.116	32.052	28.626	28.579	
23	1'54.914		28.312	30.746	27.661	28.195	336.4
24	1'55.446		28.187	30.877	27.558	28.824	337.5
25	1'59.603		31.051	32.117	27.955	28.480	334.3
26	1'55.115		28.201	31.180	27.602	28.132	338.5
27	1'57.429		28.390	30.912	29.606	28.521	337.5
28	1'54.977		28.330	30.860	27.616	28.171	336.4
29	2'06.035	P	31.089	33.342	29.543	32.061	337.5
30	23'20.897		29.682	31.958	28.181	28.715	
31	1'55.627		28.580	30.934	27.791	28.322	338.5
32	1'54.813		28.252	30.770	27.536	28.255	338.5
33	1'59.763		28.732	32.679	28.622	29.730	341.7
34	1'55.513		28.238	30.969	27.847	28.459	342.8
35	1'55.465		28.388	30.808	27.609	28.660	339.6
36	1'56.548		29.318	31.107	27.855	28.268	339.6
37	1'56.510		28.236	31.377	28.357	28.540	341.7
38	1'59.764	P	28.073	32.674	28.643	30.374	343.9

16th 93 Marc MARQUEZ Gresini Racing MotoG SPA
 Runs=12 Total laps=58 Full laps=34 Valid laps=34

57	30'03.862		30.840	32.049	27.967	28.270	
58	1'54.847		28.296	30.603	27.902	28.046	346.1
59	1'53.046		27.944	30.316	27.175	27.611	347.2
60	1'53.019		27.751	30.379	27.276	27.613	348.3
61	1'53.197		27.753	30.359	27.238	27.847	348.3
62	1'58.090		30.162	31.758	28.102	28.068	346.1
63	2'01.114	P	27.975	31.226	28.941	32.972	345.0
64	14'55.182		30.090	31.825	30.108	28.128	
65	1'57.712		27.901	30.322	29.721	29.768	348.3
66	1'53.007		27.764	30.195	27.179	27.869	345.0
67	1'56.589		27.759	30.404	29.947	28.479	346.1
68	1'58.841		27.941	34.247	28.477	28.176	345.0
69	1'59.205	P	27.925	30.819	29.293	31.168	346.1
70	10'47.722		30.271	35.027	28.493	28.254	
71	1'54.637		28.236	30.779	27.598	28.024	346.1
72	1'54.894		29.015	30.478	27.507	27.894	346.1
73	1'53.776		27.926	30.607	27.380	27.863	346.1
1	1:43'39.722		30.591	33.642	29.273	29.870	
2	1'59.132		29.538	31.861	28.222	29.511	336.4
3	1'56.945		28.890	31.289	27.755	29.011	335.4
4	2'04.787		28.862	36.927	29.063	29.935	337.5
5	2'00.360	*	28.655	33.908	28.658	29.139	337.5
6	2'02.503	P	28.537	34.317	28.517	31.132	335.4
7	21'26.906		29.587	32.892	29.051	29.805	
8	2'01.207		29.094	31.832	30.246	30.035	333.3
9	1'56.108		28.642	31.071	27.710	28.685	334.3
10	1'55.603	*	28.468	30.899	27.614	28.622	336.4
11	2'04.461	P	30.360	32.724	29.461	31.916	337.5
12	24'44.741		29.820	33.722	29.118	29.758	
13	1'57.841		28.832	31.670	28.201	29.138	336.4
14	1'55.762		28.497	31.094	27.537	28.634	337.5
15	1'55.527	*	28.402	31.039	27.591	28.495	334.3
16	2'04.093	P	30.005	33.326	28.982	31.780	337.5
17	18'42.592		29.787	32.626	28.830	29.443	
18	1'56.769		28.742	31.372	27.884	28.771	337.5

Fastest Lap: Francesco BAGNAIA Ducati Lenovo Team ITA **1'52.040** 27.675 30.080 26.796 27.489

These data/results cannot be reproduced, stored and/or transmitted in whole or in part by any manner of electronic, mechanical, photocopying, recording, broadcasting or otherwise now known or herein after developed without the previous express consent by the copyright owner, except for reproduction in daily press and regular printed publications on sale to the public within 60 days of the event related to those data/results and always provided that copyright symbol appears together as follows below.
 © DORNA, 2024



Day 1 Practice

MotoGP

Lap	Lap Time		T1	T2	T3	T4	Speed	Lap	Lap Time		T1	T2	T3	T4	Speed
19	1'54.924	*	28.178	30.821	27.560	28.365	338.5	14	2'02.716		31.189	34.702	28.384	28.441	336.4
20	2'01.005	P	28.407	32.786	28.470	31.342	338.5	15	1'54.626		28.054	30.513	27.798	28.261	339.6
21	19'00.190		28.788	32.623	28.608	29.022		16	2'09.539	P	31.491	33.370	29.988	34.690	336.4
22	1'58.606		30.266	31.655	27.972	28.713	338.5	17	21'42.048		48.260	34.378	29.830	29.359	
23	1'55.078		28.390	30.781	27.438	28.469	334.3	18	1'58.951		28.974	31.420	28.335	30.222	335.4
24	1'54.097		28.073	30.560	27.252	28.212	339.6	19	1'59.744		31.722	31.539	28.148	28.335	334.3
25	1'53.778	*	27.958	30.502	27.241	28.077	342.8	20	1'54.686		28.326	30.595	27.626	28.139	336.4
26	2'07.091	P	31.334	33.859	30.081	31.817	339.6	21	2'09.589	P	31.944	35.127	29.919	32.599	336.4
27	16'55.893		29.584	32.915	29.175	29.055		22	22'24.580		32.420	33.951	29.620	28.987	
28	1'55.805		28.446	31.121	27.572	28.666	338.5	23	2'03.787		28.895	31.124	28.264	35.504	336.4
29	1'55.655		28.124	30.617	27.588	29.326	339.6	24	1'54.246		28.148	30.491	27.658	27.949	339.6
30	1'54.213		28.115	30.752	27.238	28.108	342.8	25	1'53.721		27.956	30.373	27.528	27.864	336.4
31	1'56.878	*	30.291	31.019	27.348	28.220	340.6	26	2'07.250	P	32.326	33.065	29.982	31.877	337.5
32	2'01.691	P	28.971	32.235	28.819	31.666	343.9	27	26'50.244		41.925	33.757	29.614	29.347	
33	15'56.567		29.741	32.246	28.348	28.661		28	1'57.997		29.553	31.868	28.198	28.378	336.4
34	1'56.340		28.833	31.330	27.776	28.401	340.6	29	1'54.319		28.116	30.624	27.706	27.873	338.5
35	1'54.096	*	28.272	30.522	27.230	28.072	339.6	30	1'53.825		27.970	30.519	27.517	27.819	338.5
36	1'56.883	P	28.101	30.854	27.242	30.686	340.6	31	2'06.770	P	30.994	34.004	29.818	31.954	339.6
37	25'10.830		29.046	32.439	28.418	28.943		32	21'19.292		41.109	34.327	29.961	29.326	
38	1'54.901		28.361	30.778	27.461	28.301	341.7	33	1'57.550		28.727	31.889	28.510	28.424	338.5
39	1'57.753		28.005	30.663	30.683	28.402	342.8	34	1'57.023		28.887	31.555	28.308	28.273	340.6
40	1'54.208	*	28.125	30.688	27.257	28.138	341.7	35	1'54.285		28.009	30.589	27.705	27.982	340.6
41	1'58.224	P	27.943	30.695	29.160	30.426	342.8	36	2'07.822	P	30.703	34.394	30.364	32.361	340.6
42	20'29.596	*	29.020	32.493	28.286	29.434		37	23'24.840		33.314	34.549	29.838	29.044	
43	1'59.847	P	28.787	31.710	28.218	31.132	343.9	38	1'58.715		29.443	32.066	28.950	28.256	339.6
44	18'43.850		31.390	32.587	28.145	28.578		39	1'53.208		27.801	30.295	27.399	27.713	340.6
45	1'54.243		28.002	30.897	27.354	27.990	345.0	40	1'53.270		27.748	30.412	27.260	27.850	341.7
46	1'52.959	*	27.852	30.344	27.029	27.734	345.0	41	2'06.795	P	31.513	33.358	29.314	32.610	339.6
47	2'01.773	P	30.173	32.509	28.488	30.603	345.0	42	22'34.005		32.951	33.728	29.582	29.286	
48	16'26.186		28.074	31.762	27.738	28.355		43	1'55.441		28.805	30.971	27.692	27.973	334.3
49	1'57.124		30.372	30.829	27.516	28.407	347.2	44	1'53.689		27.946	30.482	27.441	27.820	341.7
50	1'53.617		27.905	30.512	27.131	28.069	343.9	45	1'53.404		27.912	30.401	27.364	27.727	342.8
51	1'53.606		27.982	30.475	27.163	27.986	345.0	46	2'08.400		31.448	36.532	29.161	31.259	342.8
52	1'53.352	*	27.925	30.432	27.102	27.893	343.9	47	1'56.579		29.106	31.309	28.093	28.071	342.8
53	2'01.136	P	29.446	32.338	28.515	30.837	345.0	48	1'54.194		28.006	30.540	27.753	27.895	340.6
54	25'20.794		29.303	32.714	28.191	28.655		49	2'03.554	P	31.486	32.110	28.775	31.183	338.5
55	1'54.360		28.260	30.729	27.329	28.042	343.9								
56	1'54.751		27.921	30.490	27.848	28.492	345.0								
57	1'53.103	*	27.882	30.336	27.060	27.825	345.0								
58	2'00.680	P	27.890	34.329	28.016	30.445	346.1								
17th 30 Takaaki NAKAGAMI IDEMITSU Honda LC JPN Runs=9 Total laps=49 Full laps=31 Valid laps=31															
1	2:34'56.057		33.327	35.685	30.879	30.877									
2	2'01.968		30.304	33.122	29.279	29.263	335.4								
3	1'57.251		28.973	31.529	28.149	28.600	333.3								
4	1'55.941		28.579	31.021	27.872	28.469	334.3								
5	2'18.572	P	34.109	35.185	31.709	37.569	335.4								
6	22'27.673		34.213	34.212	30.355	29.783									
7	1'59.428		29.526	32.391	28.850	28.661	331.2								
8	1'56.237		28.568	31.102	27.893	28.674	332.3								
9	1'55.049		28.300	30.796	27.743	28.210	334.3								
10	2'08.282	P	30.758	32.981	30.267	34.276	333.3								
11	26'00.266		32.325	34.817	29.932	29.582									
12	1'58.510		29.179	31.875	28.650	28.806	335.4								
13	1'55.668		28.525	30.811	27.886	28.446	335.4								
18th 10 Luca MARINI Repsol Honda Team ITA Runs=11 Total laps=51 Full laps=29 Valid laps=29															
1	1:41'00.093		32.063	40.118	31.012	30.685									
2	2'03.336		30.935	33.003	29.746	29.652	331.2								
3	1'59.945		29.464	32.360	28.998	29.123	333.3								
4	1'58.299		28.909	31.967	28.453	28.970	335.4								
5	2'09.278	P	30.927	33.973	31.271	33.107	336.4								
6	15'21.088		30.436	36.916	29.640	29.508									
7	1'59.405		30.046	31.729	28.631	28.999	331.2								
8	1'57.362		28.918	31.576	28.226	28.642	333.3								
9	1'57.283		28.902	31.477	28.178	28.726	332.3								
10	2'09.778	P	32.927	33.681	30.505	32.665	334.3								
11	18'43.783		31.855	33.636	29.462	29.378									
12	1'57.976		29.141	31.827	28.369	28.639	333.3								
13	1'56.473		28.545	31.203	28.218	28.507	334.3								
14	2'01.591	P	28.542	31.186	28.000	33.863	335.4								
15	12'11.985		32.291	32.553	28.797	28.910									
16	1'56.248		28.544	31.055	28.077	28.572	336.4								
17	1'55.930		28.365	31.016	27.912	28.637	336.4								

Fastest Lap: Francesco BAGNAIA Ducati Lenovo Team ITA **1'52.040** 27.675 30.080 26.796 27.489

These data/results cannot be reproduced, stored and/or transmitted in whole or in part by any manner of electronic, mechanical, photocopying, recording, broadcasting or otherwise now known or herein after developed without the previous express consent by the copyright owner, except for reproduction in daily press and regular printed publications on sale to the public within 60 days of the event related to those data/results and always provided that copyright symbol appears together as follows below.
© DORNA, 2024



Day 1 Practice

MotoGP

Lap	Lap Time		T1	T2	T3	T4	Speed	Lap	Lap Time		T1	T2	T3	T4	Speed
18	2'05.299	P	30.427	32.072	30.680	32.120	336.4	20	1'59.352		28.469	30.921	27.943	32.019	339.6
19	2'02.160		30.079	32.467	28.480	28.962		21	1'55.478		28.406	30.956	27.705	28.411	337.5
20	1'57.467		28.495	32.864	27.847	28.261	335.4	22	1'54.924 *		28.321	30.781	27.482	28.340	338.5
21	1'55.021		28.151	31.050	27.693	28.127	337.5	23	2'04.454	P	30.465	33.141	29.378	31.470	337.5
22	1'55.169		28.272	30.807	27.776	28.314	336.4	24	31'20.521		30.205	33.238	28.922	29.074	
23	2'09.063	P	32.365	33.936	30.582	32.180	335.4	25	1'56.153		28.798	31.142	27.800	28.413	336.4
24	21'42.822		30.134	33.636	29.143	28.814		26	1'54.324		28.204	30.556	27.345	28.219	337.5
25	1'57.746		28.522	31.026	29.758	28.440	335.4	27	1'54.539		28.239	30.728	27.411	28.161	338.5
26	1'54.737		28.192	30.789	27.633	28.123	336.4	28	1'54.838 *		28.275	30.768	27.521	28.274	338.5
27	1'54.638		28.128	30.782	27.670	28.058	337.5	29	2'06.368	P	30.803	33.533	29.553	32.479	332.3
28	2'06.511	P	31.182	33.228	30.218	31.883	338.5	30	14'23.622		29.493	32.285	28.306	28.845	
29	26'02.895		29.222	32.264	28.627	28.626		31	1'54.844		28.382	30.803	27.485	28.174	338.5
30	1'57.431		28.421	32.387	28.200	28.423	335.4	32	1'54.399		28.206	30.737	27.370	28.086	338.5
31	1'54.908		28.193	30.858	27.691	28.166	335.4	33	1'54.097 *		28.021	30.621	27.347	28.108	339.6
32	1'54.550		28.125	30.739	27.590	28.096	335.4	34	2'06.225	P	31.072	33.501	29.468	32.184	334.3
33	2'06.454	P	31.117	33.530	30.512	31.295	336.4	35	39'39.042	P	31.364	33.219	29.090	30.949	
34	39'08.466		30.223	32.678	28.692	28.855		36	7'48.859 *		29.932	32.406	28.516	28.949	
35	1'55.475		28.497	30.978	27.846	28.154	337.5	37	1'58.773	P	28.599	31.127	27.974	31.073	342.8
36	1'54.807		28.330	30.761	27.615	28.101	337.5	38	16'03.706		29.516	32.392	28.236	28.693	
37	2'07.528	P	32.524	33.517	30.147	31.340	337.5	39	1'55.518 *		28.626	31.192	27.686	28.014	343.9
38	15'59.013		29.684	31.969	28.599	28.355		40	1'58.587	P	28.240	30.705	27.685	31.957	347.2
39	1'53.433		27.900	30.442	27.323	27.768	339.6	41	10'17.617		31.299	32.665	28.196	28.559	
40	1'53.599		27.871	30.535	27.320	27.873	339.6	42	1'55.503		28.603	30.945	27.612	28.343	343.9
41	1'54.516		27.945	30.871	27.690	28.010	340.6	43	1'54.792		28.242	30.812	27.545	28.193	343.9
42	2'00.285	P	28.109	30.738	27.773	33.665	339.6	44	1'54.646 *		28.275	30.767	27.502	28.102	341.7
43	14'36.463		34.231	32.786	28.835	28.560		45	2'08.952	P	32.147	34.560	30.928	31.317	341.7
44	1'55.820		28.363	31.053	28.070	28.334	339.6	46	27'27.641		28.175	31.948	28.059	28.605	
45	1'56.785		29.016	31.189	28.208	28.372	339.6	47	1'54.675		28.347	30.746	27.491	28.091	345.0
46	1'55.583		28.279	31.079	27.943	28.282	338.5	48	1'53.872		28.077	30.583	27.297	27.915	346.1
47	2'07.719	P	31.174	33.652	31.606	31.287	338.5	49	1'59.772		31.747	31.392	27.931	28.702	343.9
48	11'48.758		31.911	33.359	28.800	28.313		50	1'53.642	*	27.963	30.509	27.303	27.867	347.2
49	1'55.183		28.525	30.914	27.718	28.026	348.3	51	2'00.771	P	30.171	31.753	28.057	30.790	348.3
50	1'54.471		28.204	30.726	27.545	27.996	345.0								
51	2'04.205	P	33.907	32.050	28.343	29.905	343.9								

20th 37 Augusto FERNAND Red Bull GASGAS Te SPA
 Runs=10 Total laps=54 Full laps=35 Valid laps=37

19th 42 Alex RINS Monster Energy Yama SPA
 Runs=11 Total laps=51 Full laps=30 Valid laps=30

1	1:54'40.885		33.429	36.142	31.163	31.690	
2	2'02.987		30.507	33.107	29.418	29.955	332.3
3	1'59.811		29.672	32.065	28.691	29.383	333.3
4	2'04.472		29.131	35.413	29.956	29.972	334.3
5	2'05.563 *		29.169	31.500	30.959	33.935	334.3
6	2'05.579	P	29.395	31.594	30.595	33.995	337.5
7	29'01.293		30.894	33.453	29.250	29.388	
8	1'59.530		29.191	33.147	28.239	28.953	334.3
9	1'57.224		28.830	31.394	28.127	28.873	337.5
10	1'58.068		28.866	31.903	28.375	28.924	337.5
11	1'56.870 *		28.775	31.332	27.977	28.786	338.5
12	2'06.072	P	30.337	33.034	29.024	33.677	338.5
13	40'29.589		30.294	33.391	29.215	29.599	
14	1'57.759		28.773	31.706	28.273	29.007	337.5
15	1'56.316		28.763	31.158	27.831	28.564	336.4
16	1'56.232 *		28.531	30.868	27.812	29.021	338.5
17	2'05.134	P	30.671	33.078	29.376	32.009	341.7
18	10'58.235		28.953	32.671	28.951	29.009	
19	1'57.398		28.754	31.923	28.132	28.589	339.6

1	47'03.491 *		35.121	36.539	31.012	31.512	
2	2'06.900	P	31.459	33.018	29.074	33.349	329.2
3	40'29.658		31.917	34.197	30.441	30.418	
4	1'59.977		30.002	31.966	28.451	29.558	330.2
5	1'58.863		29.469	31.982	28.140	29.272	331.2
6	1'57.840		29.094	31.376	28.091	29.279	332.3
7	1'57.666		29.097	31.284	28.180	29.105	331.2
8	1'57.828		29.002	31.507	28.204	29.115	330.2
9	2'09.881		33.495	32.832	29.149	34.405	330.2
10	1'58.556		29.162	31.394	28.395	29.605	332.3
11	2'00.893		29.383	31.692	28.283	31.535	334.3
12	1'57.254 *		28.883	31.231	28.170	28.970	336.4
13	2'03.989	P	29.254	33.285	29.014	32.436	336.4
14	13'09.761		32.945	34.767	31.351	33.540	
15	1'58.584		29.578	31.769	28.172	29.065	330.2
	unfinished *		*				322.3
16	2'13.360		39.729	35.442	28.759	29.430	
17	1'56.216		28.722	31.102	27.596	28.796	335.4
18	1'55.615		28.410	30.755	27.968	28.482	333.3
19	1'56.002		28.419	31.088	27.816	28.679	333.3
20	1'55.709		28.494	30.929	27.683	28.603	333.3

Fastest Lap: Francesco BAGNAIA Ducati Lenovo Team ITA **1'52.040** 27.675 30.080 26.796 27.489

These data/results cannot be reproduced, stored and/or transmitted in whole or in part by any manner of electronic, mechanical, photocopying, recording, broadcasting or otherwise now known or herein after developed without the previous express consent by the copyright owner, except for reproduction in daily press and regular printed publications on sale to the public within 60 days of the event related to those data/results and always provided that copyright symbol appears together as follows below.
 © DORNA, 2024



Day 1 Practice

MotoGP

Lap	Lap Time	T1	T2	T3	T4	Speed	Lap	Lap Time	T1	T2	T3	T4	Speed
21	2'02.889	28.581	33.014	30.106	31.188	331.2	20	1'55.429	28.380	30.994	27.779	28.276	338.5
22	1'55.356 *	28.544	30.722	27.561	28.529	336.4	21	1'55.203 *	28.333	30.931	27.703	28.236	338.5
23	1'58.783 P	28.414	31.034	28.296	31.039	335.4	22	2'01.830 P	29.584	31.991	28.666	31.589	338.5
24	18'37.363	33.621	33.011	32.418	30.408		23	15'35.667	32.502	32.518	28.593	28.876	
25	1'59.401	29.487	31.602	28.763	29.549	335.4	24	1'55.737	28.585	31.003	27.813	28.336	337.5
26	1'56.286	28.682	31.086	27.865	28.653	334.3	25	1'54.732	28.182	30.771	27.600	28.179	339.6
27	1'55.755	28.738	30.830	27.613	28.574	332.3	26	1'59.343 *	30.004	32.535	28.290	28.514	339.6
28	1'55.690	28.494	30.835	27.751	28.610	337.5	27	1'59.638 P	28.341	30.976	27.775	32.546	337.5
29	1'55.659 *	28.438	30.981	27.660	28.580	332.3	28	21'14.761	31.135	33.533	31.549	28.716	
30	2'01.372 P	29.430	32.975	28.338	30.629	334.3	29	1'55.982	28.681	31.326	27.774	28.201	342.8
31	18'31.214	35.338	32.694	28.979	29.095		30	1'54.978	28.430	30.753	27.654	28.141	343.9
32	1'55.959	28.601	31.236	27.693	28.429	336.4	31	1'54.644 *	28.218	30.773	27.530	28.123	341.7
33	1'55.031	28.281	30.799	27.535	28.416	337.5	32	2'03.984 P	29.728	32.015	29.999	32.242	340.6
34	1'55.085 *	28.216	30.786	27.586	28.497	335.4	33	23'49.379	30.503	32.336	28.621	28.739	
35	1'57.173 P	28.247	30.695	27.601	30.630	335.4	34	1'58.820	28.441	30.896	29.110	30.373	340.6
36	27'16.972	31.058	33.153	31.197	28.525		35	1'55.399 *	28.488	30.785	27.591	28.535	337.5
37	1'54.161	28.200	30.620	27.215	28.126	339.6	36	2'01.447 P	28.381	30.709	31.070	31.287	341.7
38	1'53.849 *	28.102	30.444	27.216	28.087	338.5	37	47'30.672	31.626	33.840	35.653	29.327	
39	1'59.163 P	28.538	31.385	27.935	31.305	341.7	38	1'58.177	29.472	31.879	28.236	28.590	343.9
40	33'38.873	29.663	36.218	28.332	28.622		39	1'55.253	28.321	30.943	27.725	28.264	343.9
41	1'55.869	28.375	31.645	27.542	28.307	341.7	40	1'58.958	28.204	34.419	28.046	28.289	345.0
42	1'54.679	28.192	30.872	27.390	28.225	340.6	41	1'54.519 *	28.060	30.816	27.611	28.032	343.9
43	1'59.526 *	30.917	31.339	28.154	29.116	337.5	42	2'01.327 P	28.765	32.211	28.816	31.535	342.8
44	1'58.493 P	28.153	30.988	27.602	31.750	337.5	43	20'37.368	30.545	31.865	28.305	28.602	
45	32'38.094	30.471	36.517	34.211	32.322		44	1'54.072	28.096	30.546	27.447	27.983	346.1
46	2'12.880	32.371	37.612	32.724	30.173	338.5	45	1'59.243	30.413	32.176	28.299	28.355	342.8
47	1'55.386	28.479	31.064	27.659	28.184	346.1	46	1'56.250	28.164	30.721	28.951	28.414	341.7
48	1'54.875	28.233	30.939	27.513	28.190	341.7	47	1'53.943 *	28.039	30.558	27.440	27.906	342.8
49	1'57.366	28.190	30.902	30.285	27.989	340.6	48	2'02.173 P	29.596	32.480	28.623	31.474	345.0
50	1'53.755 *	28.012	30.483	27.273	27.987	341.7	49	18'17.929	30.300	32.159	28.523	28.513	
51	2'00.841 P	30.434	32.686	28.179	29.542	343.9	50	1'55.192	28.318	31.000	27.675	28.199	340.6
52	19'58.422	29.466	32.253	27.994	29.433		51	1'54.746 *	28.180	30.766	27.659	28.141	342.8
53	1'54.004	28.162	30.611	27.267	27.964	347.2	52	2'01.897 P	30.471	32.352	28.247	30.827	342.8
54	1'54.068	28.024	30.580	27.357	28.107	343.9	53	7'22.145	30.291	31.530	27.964	28.267	
							54	1'54.851	28.221	30.977	27.606	28.047	343.9
							55	1'54.685	28.163	30.719	27.636	28.167	343.9
							56	1'54.540 *	28.099	30.763	27.633	28.045	345.0
							57	2'03.082 P	28.152	35.539	28.581	30.810	343.9

21st 88 Miguel OLIVEIRA Trackhouse Racing POR
Runs=11 Total laps=57 Full laps=35 Valid laps=35

1	1:49'55.329	33.209	36.261	30.770	30.429	
2	1'59.521	29.785	32.075	28.549	29.112	336.4
3	1'59.198	30.238	31.666	28.408	28.886	336.4
4	1'56.928	28.720	31.091	28.452	28.665	336.4
5	1'56.321 *	28.691	31.111	28.003	28.516	336.4
6	2'03.538 P	30.149	32.331	28.644	32.414	336.4
7	21'07.039	31.693	33.001	29.226	29.442	
8	2'01.158	29.150	31.528	30.901	29.579	334.3
9	1'57.740	28.886	31.900	28.161	28.793	333.3
10	1'56.823 *	28.581	31.341	28.175	28.726	335.4
11	2'03.499 P	28.882	33.127	29.087	32.403	336.4
12	18'24.934	30.787	32.583	28.915	29.151	
13	2'07.094	32.561	36.309	29.175	29.049	325.3
14	1'56.038	28.685	30.987	27.885	28.481	339.6
15	1'55.474 *	28.389	30.939	27.853	28.293	342.8
16	2'00.983 P	29.322	31.829	28.322	31.510	341.7
17	27'28.388	31.264	33.998	31.965	29.513	
18	1'57.617	28.913	31.489	28.376	28.839	337.5
19	1'58.512	28.478	32.908	28.401	28.725	339.6

22nd 51 Michele PIRRO Prima Pramac Racing ITA
Runs=8 Total laps=45 Full laps=29 Valid laps=29

1	7'49.087	37.998	37.196	32.410	31.840	
2	2'03.697	30.977	33.479	29.585	29.656	327.2
3	2'00.669	29.871	32.537	28.948	29.313	330.2
4	2'00.368	29.666	32.282	28.812	29.608	330.2
5	2'00.629 *	29.465	32.568	29.213	29.383	330.2
6	2'19.030 P	32.211	35.566	31.704	39.549	327.2
7	1:53'04.160 *	38.603	35.607	30.716	30.463	
8	2'10.480 P	29.549	33.116	29.914	37.901	328.2
9	13'00.223	35.074	42.953	31.199	30.987	
10	1'59.706	29.626	32.358	28.604	29.118	329.2
11	1'59.117	29.019	31.816	29.048	29.234	330.2
12	1'58.200	29.076	31.816	28.353	28.955	329.2
13	1'58.329	28.959	31.992	28.307	29.071	331.2
14	1'58.947	29.382	32.076	28.470	29.019	330.2
15	1'57.735	28.934	31.731	28.251	28.819	329.2

Fastest Lap: Francesco BAGNAIA Ducati Lenovo Team ITA **1'52.040** 27.675 30.080 26.796 27.489

These data/results cannot be reproduced, stored and/or transmitted in whole or in part by any manner of electronic, mechanical, photocopying, recording, broadcasting or otherwise now known or herein after developed without the previous express consent by the copyright owner, except for reproduction in daily press and regular printed publications on sale to the public within 60 days of the event related to those data/results and always provided that copyright symbol appears together as follows below.
© DORNA, 2024



Day 1 Practice

MotoGP

Lap	Lap Time		T1	T2	T3	T4	Speed	Lap	Lap Time		T1	T2	T3	T4	Speed
16	2'00.473	*	29.847	32.287	29.031	29.308	332.3	24	2'11.269		29.630	38.824	30.998	31.817	335.4
17	2'12.488	P	30.181	34.696	30.603	37.008	331.2	25	1'57.611		29.061	31.522	28.050	28.978	338.5
18	25'12.856		32.972	34.721	29.947	29.742		26	1'55.899	*	28.721	30.993	27.793	28.392	335.4
19	1'58.673		29.193	31.845	28.563	29.072	330.2	27	2'12.390	P	31.861	36.297	33.338	30.894	337.5
20	1'57.227		28.620	31.625	28.347	28.635	332.3	28	39'44.174		31.609	33.131	29.272	29.101	
21	1'57.366		28.506	31.911	28.335	28.614	334.3	29	1'58.096		28.781	31.804	28.619	28.892	336.4
22	1'56.996		28.565	31.707	28.081	28.643	332.3	30	1'55.235		28.565	30.862	27.476	28.332	336.4
23	1'56.496	*	28.587	31.350	28.069	28.490	333.3	31	1'55.191	*	28.427	30.742	27.697	28.325	336.4
24	2'11.971	P	31.269	34.386	30.291	36.025	330.2	32	2'05.102	P	31.232	32.238	28.276	33.356	337.5
25	53'37.697		33.164	35.301	29.397	31.786		33	23'33.964		38.778	35.248	30.128	28.730	
26	1'58.401		29.407	31.884	28.264	28.846	334.3	34	1'55.032		28.357	30.863	27.534	28.278	338.5
27	1'56.212		28.793	31.304	27.743	28.372	335.4	35	1'54.692	*	28.381	30.598	27.532	28.181	338.5
28	1'55.894		28.593	31.293	27.687	28.321	337.5	36	2'02.969	P	29.578	32.345	29.954	31.092	337.5
29	1'58.635	*	28.678	32.302	28.702	28.953	336.4	37	26'25.988		30.488	33.555	28.840	28.927	
30	2'07.306	P	30.067	33.289	29.673	34.277	336.4	38	2'03.523		33.624	32.131	28.938	28.830	338.5
31	26'50.873		31.340	32.813	28.904	29.447		39	1'55.031		28.337	30.709	27.587	28.398	338.5
32	1'56.280		28.625	31.292	27.744	28.619	333.3	40	2'03.904		35.169	31.507	28.513	28.715	337.5
33	1'55.583		28.442	30.922	27.549	28.670	334.3	41	2'03.819		28.448	38.264	28.413	28.694	339.6
34	1'55.653	*	28.442	31.140	27.658	28.413	335.4	42	1'54.782	*	28.251	30.685	27.568	28.278	338.5
35	2'07.513	P	28.477	31.993	30.178	36.865	334.3	43	2'06.099	P	30.465	35.191	28.954	31.489	340.6
36	31'42.207		29.290	31.971	28.116	28.360		44	24'31.536		30.335	31.798	27.904	28.348	
37	1'54.509		28.125	30.828	27.501	28.055	340.6	45	2'00.800		30.326	31.553	30.317	28.604	343.9
38	1'54.837	*	28.160	30.992	27.518	28.167	339.6	46	1'55.066		28.441	30.753	27.539	28.333	340.6
39	2'05.197	P	28.322	31.828	29.905	35.142	337.5	47	1'55.985		28.462	30.877	27.568	29.078	340.6
40	30'15.180		32.689	34.276	34.258	29.187		48	1'55.261	*	28.390	30.762	27.601	28.508	340.6
41	1'56.854		28.707	32.048	27.716	28.383	335.4	49	2'09.040	P	33.186	33.608	29.297	32.949	340.6
42	1'57.622		28.569	32.414	28.065	28.574	340.6	50	25'40.752		35.287	33.854	29.073	28.876	
43	2'00.831		28.532	35.494	28.220	28.585	338.5	51	2'00.592		29.238	33.483	29.036	28.835	341.7
44	1'56.321	*	28.359	31.656	27.966	28.340	338.5	52	1'54.937		28.458	30.778	27.508	28.193	342.8
45	2'14.985	P	35.025	34.174	32.539	33.247	339.6	53	1'54.511		28.283	30.675	27.453	28.100	343.9
								54	1'54.557	*	28.175	30.693	27.520	28.169	342.8
								55	2'05.457	P	30.906	33.711	28.986	31.854	343.9

23rd 35 Cal CRUTCHLOW Yamaha Factory Raci GBR
 Runs=9 Total laps=55 Full laps=37 Valid laps=37

1	1:20'56.344		36.523	37.999	34.884	33.523	
2	2'15.107		34.538	36.202	32.270	32.097	312.1
3	2'09.962		32.486	35.031	30.692	31.753	328.2
4	2'05.252		31.384	33.615	29.886	30.367	329.2
5	2'03.442		30.558	33.091	29.530	30.263	330.2
6	2'01.976		30.323	32.651	29.123	29.879	332.3
7	2'01.544	*	30.072	32.725	28.963	29.784	332.3
8	2'16.700	P	37.857	34.865	30.009	33.969	331.2
9	22'14.440		32.345	34.309	33.611	32.755	
10	2'09.615		32.696	36.331	30.876	29.712	332.3
11	2'04.450		30.239	32.624	29.259	32.328	335.4
12	1'59.791		29.563	32.273	28.547	29.408	337.5
13	1'59.015		29.425	31.972	28.348	29.270	333.3
14	2'12.452		33.551	41.206	28.701	28.994	334.3
15	1'58.039	*	29.072	31.652	28.290	29.025	333.3
16	2'08.673	P	31.105	33.846	30.220	33.502	337.5
17	31'19.895		34.841	38.722	32.924	30.158	
18	2'01.744		29.586	33.994	28.949	29.215	335.4
19	1'57.528		29.075	31.587	28.100	28.766	334.3
20	1'57.282		28.794	31.815	27.951	28.722	335.4
21	1'56.390	*	28.632	31.290	27.868	28.600	336.4
22	2'11.352	P	31.487	37.203	30.410	32.252	336.4
23	25'04.479		34.135	41.866	30.766	29.998	

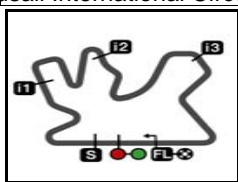
Fastest Lap: Francesco BAGNAIA Ducati Lenovo Team ITA **1'52.040** 27.675 30.080 26.796 27.489

These data/results cannot be reproduced, stored and/or transmitted in whole or in part by any manner of electronic, mechanical, photocopying, recording, broadcasting or otherwise now known or herein after developed without the previous express consent by the copyright owner, except for reproduction in daily press and regular printed publications on sale to the public within 60 days of the event related to those data/results and always provided that copyright symbol appears together as follows below.
 © DORNA, 2024

Official MotoGP Timing by TISSOT
 www.motogp.com



Doha, Monday, February 19, 2024



5380 m.

Qatar MotoGP™ Official Test

Day 1 Practice

Best Partial Times

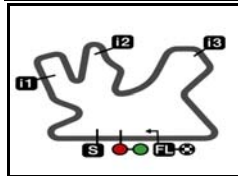
MotoGP™

IT Ideal Lap Time, sum of the best partial times

BT Best Lap Time

T1		T2		T3		T4						
Pos	Rider	Time	Rider	Time	Rider	Time	Rider	Time	Pos	Rider	IT	BT
	1J.MARTIN	27.473	B.BINDER	29.881	F.BAGNAIA	26.796	F.BAGNAIA	27.489	1	B.BINDER	1'51.954	1'52.336 (4)
	2B.BINDER	27.541	J.ZARCO	30.042	A.ESPARGARO	26.859	F.DI GIANNANTO	27.546	2	F.BAGNAIA	1'52.040	1'52.040 (1)
	3F.DI GIANNANTO	27.629	F.BAGNAIA	30.080	R.FERNANDEZ	26.861	B.BINDER	27.558	3	J.MARTIN	1'52.119	1'52.260 (2)
	4F.QUARTARARO	27.636	M.VIÑALES	30.112	A.MARQUEZ	26.889	J.MARTIN	27.575	4	A.ESPARGAR	1'52.332	1'52.332 (3)
	5J.MILLER	27.637	J.MARTIN	30.138	F.DI GIANNANTO	26.908	P.ACOSTA	27.611	5	F.DI GIANNAN	1'52.368	1'52.467 (5)
	6E.BASTIANINI	27.671	A.ESPARGARO	30.149	J.MARTIN	26.933	E.BASTIANINI	27.616	6	M.VIÑALES	1'52.433	1'52.495 (6)
	7P.ACOSTA	27.674	M.BEZZECCHI	30.153	M.VIÑALES	26.957	A.ESPARGARO	27.629	7	E.BASTIANINI	1'52.460	1'52.589 (8)
	8F.BAGNAIA	27.675	E.BASTIANINI	30.174	B.BINDER	26.974	M.VIÑALES	27.647	8	A.MARQUEZ	1'52.556	1'52.556 (7)
	9A.ESPARGARO	27.695	P.ACOSTA	30.195	E.BASTIANINI	26.999	F.QUARTARARO	27.667	9	J.ZARCO	1'52.632	1'52.632 (9)
	10M.VIÑALES	27.717	A.MARQUEZ	30.198	M.MARQUEZ	27.029	J.MIR	27.677	10	F.QUARTARAR	1'52.637	1'52.637 (10)
	11M.BEZZECCHI	27.743	F.QUARTARARO	30.219	J.ZARCO	27.052	A.MARQUEZ	27.680	11	P.ACOSTA	1'52.641	1'52.938 (15)
	12T.NAKAGAMI	27.748	R.FERNANDEZ	30.225	M.BEZZECCHI	27.091	T.NAKAGAMI	27.713	12	R.FERNANDEZ	1'52.649	1'52.814 (12)
	13J.MIR	27.758	J.MILLER	30.225	J.MIR	27.099	R.FERNANDEZ	27.724	13	J.MILLER	1'52.742	1'52.896 (14)
	14A.MARQUEZ	27.789	J.MIR	30.227	F.QUARTARARO	27.115	M.MARQUEZ	27.734	14	M.BEZZECCHI	1'52.744	1'52.799 (11)
	15J.ZARCO	27.794	F.DI GIANNANTO	30.285	J.MILLER	27.141	J.MILLER	27.739	15	J.MIR	1'52.761	1'52.823 (13)
	16R.FERNANDEZ	27.839	T.NAKAGAMI	30.295	P.ACOSTA	27.161	J.ZARCO	27.744	16	M.MARQUEZ	1'52.951	1'52.959 (16)
	17M.MARQUEZ	27.852	M.MARQUEZ	30.336	A.FERNANDEZ	27.215	M.BEZZECCHI	27.757	17	T.NAKAGAMI	1'53.016	1'53.208 (17)
	18L.MARINI	27.871	L.MARINI	30.442	T.NAKAGAMI	27.260	L.MARINI	27.768	18	L.MARINI	1'53.401	1'53.433 (18)
	19A.RINS	27.963	A.FERNANDEZ	30.444	A.RINS	27.297	A.RINS	27.867	19	A.FERNANDEZ	1'53.635	1'53.755 (20)
	20A.FERNANDEZ	28.012	A.RINS	30.509	L.MARINI	27.320	M.OLIVEIRA	27.906	20	A.RINS	1'53.636	1'53.642 (19)
	21M.OLIVEIRA	28.039	M.OLIVEIRA	30.546	M.OLIVEIRA	27.440	A.FERNANDEZ	27.964	21	M.OLIVEIRA	1'53.931	1'53.943 (21)
	22M.PIRRO	28.125	C.CRUTCHLOW	30.598	C.CRUTCHLOW	27.453	M.PIRRO	28.055	22	C.CRUTCHLO	1'54.326	1'54.511 (23)
	23C.CRUTCHLOW	28.175	M.PIRRO	30.828	M.PIRRO	27.501	C.CRUTCHLOW	28.100	23	M.PIRRO	1'54.509	1'54.509 (22)

These data/results cannot be reproduced, stored and/or transmitted in whole or in part by any manner of electronic, mechanical, photocopying, recording, broadcasting or otherwise now known or herein after developed without the previous express consent by the copyright owner, except for reproduction in daily press and regular printed publications on sale to the public within 60 days of the event related to those data/results and always provided that copyright symbol appears together as follows below.
© DORNA, 2024



5380 m.

Qatar MotoGP™ Official Test

Day 1 Practice

Fastest Laps Sequence

<i>Practice Time</i>	 <i>Rider</i>	<i>Nation</i>	<i>Motorcycle</i>	<i>Time</i>	<i>Km/h</i>	<i>Rider's Lap</i>
9'52.784	51 Michele PIRRO	ITA	DUCATI	2'03.697	156.5	2
11'53.453	51 Michele PIRRO	ITA	DUCATI	2'00.669	160.5	3
13'53.821	51 Michele PIRRO	ITA	DUCATI	2'00.368	160.9	4
38'58.203	31 Pedro ACOSTA	SPA	KTM	1'58.775	163.0	3
40'56.344	31 Pedro ACOSTA	SPA	KTM	1'58.141	163.9	4
1:17'26.522	33 Brad BINDER	RSA	KTM	1'57.816	164.3	3
1:26'20.268	31 Pedro ACOSTA	SPA	KTM	1'57.492	164.8	11
1:39'35.176	43 Jack MILLER	AUS	KTM	1'57.204	165.2	4
1:46'10.894	49 Fabio DI GIANNANTONI	ITA	DUCATI	1'57.105	165.3	3
1:47'35.799	93 Marc MARQUEZ	SPA	DUCATI	1'56.945	165.6	3
1:47'37.137	89 Jorge MARTIN	SPA	DUCATI	1'56.353	166.4	2
1:49'32.278	89 Jorge MARTIN	SPA	DUCATI	1'55.141	168.2	3
1:55'46.420	12 Maverick VIÑALES	SPA	APRILIA	1'54.883	168.5	3
2:48'31.887	12 Maverick VIÑALES	SPA	APRILIA	1'54.067	169.7	11
3:20'50.496	12 Maverick VIÑALES	SPA	APRILIA	1'53.685	170.3	17
3:43'57.292	12 Maverick VIÑALES	SPA	APRILIA	1'53.652	170.4	21
4:02'04.221	12 Maverick VIÑALES	SPA	APRILIA	1'53.472	170.6	24
4:03'57.497	12 Maverick VIÑALES	SPA	APRILIA	1'53.276	170.9	25
4:28'16.829	41 Aleix ESPARGARO	SPA	APRILIA	1'53.181	171.1	28
4:30'09.917	41 Aleix ESPARGARO	SPA	APRILIA	1'53.088	171.2	29
4:47'41.642	33 Brad BINDER	RSA	KTM	1'53.069	171.2	31
4:49'05.049	25 Raul FERNANDEZ	SPA	APRILIA	1'52.814	171.6	25
5:03'08.667	12 Maverick VIÑALES	SPA	APRILIA	1'52.754	171.7	35
5:32'47.843	1 Francesco BAGNAIA	ITA	DUCATI	1'52.649	171.9	35
5:34'39.883	1 Francesco BAGNAIA	ITA	DUCATI	1'52.040	172.8	36

These data/results cannot be reproduced, stored and/or transmitted in whole or in part by any manner of electronic, mechanical, photocopying, recording, broadcasting or otherwise now known or herein after developed without the previous express consent by the copyright owner, except for reproduction in daily press and regular printed publications on sale to the public within 60 days of the event related to those data/results and always provided that copyright symbol appears together as follows below.

© DORNA, 2024