


4554 m.

SIAI

Qualifying Results

20A

	Rider	Nation Team	Motorcycle	Time	Lap	Total	Gap	Top Speed
1	89 Jorge MARTIN	SPA Prima Pramac Racing	DUCATI	Q2 1'29.287	7	8		333.3
2	10 Luca MARINI	ITA Mooney VR46 Racing Team	DUCATI	Q2 1'29.425	7	8	0.138 0.138	333.3
3	41 Aleix ESPARGARO	SPA Aprilia Racing	APRILIA	Q2 1'29.461	7	8	0.174 0.036	334.3
4	72 Marco BEZZECCHI	ITA Mooney VR46 Racing Team	DUCATI	Q2 1'29.483	7	9	0.196 0.022	335.4
5	33 Brad BINDER	RSA Red Bull KTM Factory Racing	KTM	Q2 1'29.496	7	8	0.209 0.013	335.4
6	1 Francesco BAGNAIA	ITA Ducati Lenovo Team	DUCATI	Q2 1'29.527	6	8	0.240 0.031	335.4
7	73 Alex MARQUEZ	SPA Gresini Racing MotoGP	DUCATI	Q2 1'29.600	3	4	0.313 0.073	329.2
8	93 Marc MARQUEZ	SPA Repsol Honda Team	HONDA	Q2 1'29.622	4	6	0.335 0.022	333.3
9	12 Maverick VIÑALES	SPA Aprilia Racing	APRILIA	Q2 1'29.701	7	7	0.414 0.079	331.2
10	20 Fabio QUARTARARO	FRA Monster Energy Yamaha MotoGP	YAMAHA	Q2 1'29.707	7	9	0.420 0.006	332.3
11	5 Johann ZARCO	FRA Prima Pramac Racing	DUCATI	Q2 1'29.923	7	9	0.636 0.216	334.3
12	37 Augusto FERNANDEZ	SPA GASGAS Factory Racing Tech3	KTM	Q2 1'30.077	6	8	0.790 0.154	330.2
13	49 Fabio DI GIANNANTONI	ITA Gresini Racing MotoGP	DUCATI	Q1 1'29.850	7	8 (*)	0.107	332.3
14	25 Raul FERNANDEZ	SPA CryptoDATA RNF MotoGP Team	APRILIA	Q1 1'29.914	6	8 (*)	0.171 0.064	332.3
15	43 Jack MILLER	AUS Red Bull KTM Factory Racing	KTM	Q1 1'30.096	7	8 (*)	0.353 0.182	331.2
16	30 Takaaki NAKAGAMI	JPN LCR Honda IDEMITSU	HONDA	Q1 1'30.115	7	8 (*)	0.372 0.019	329.2
17	44 Po ESPARGARO	SPA GASGAS Factory Racing Tech3	KTM	Q1 1'30.124	3	8 (*)	0.381 0.009	335.4
18	21 Franco MORBIDELLI	ITA Monster Energy Yamaha MotoGP	YAMAHA	Q1 1'30.158	7	8 (*)	0.415 0.034	330.2
19	36 Joan MIR	SPA Repsol Honda Team	HONDA	Q1 1'30.263	7	8 (*)	0.520 0.105	334.3
20	88 Miguel OLIVEIRA	POR CryptoDATA RNF MotoGP Team	APRILIA	Q1 1'30.442	8	8 (*)	0.699 0.179	335.4
21	23 Enea BASTIANINI	ITA Ducati Lenovo Team	DUCATI	Q1 1'30.677	8	8 (*)	0.934 0.235	335.4

* Gap with the fastest rider in the Q1 session.

Pole Position:		Jorge MARTIN	1'29.287	183.6 Km/h
Q1 Best Lap:	Lap 8	Alex MARQUEZ	(*) 1'29.743	182.6 Km/h
Best Race Lap:	2019	Marc MARQUEZ	1'30.904	180.3 Km/h
All Time Lap Record:	2023	Jorge MARTIN	1'29.287	183.6 Km/h

The results are provisional until the end of the limit for protest and appeals.

Time limit for protest expires 60' after publication of the results - Time:

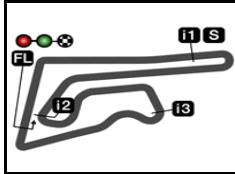
These data/results cannot be reproduced, stored and/or transmitted in whole or in part by any manner of electronic, mechanical, photocopying, recording, broadcasting or otherwise now known or herein after developed without the previous express consent by the copyright owner, except for reproduction in daily press and regular printed publications on sale to the public within 60 days of the event related to those data/results and always provided that copyright symbol appears together as follows below.

© DORNA, 2023

Official MotoGP Timing by TISSOT
www.motogp.com

Buriram, Saturday, October 28, 2023






4554 m.

OR THAILAND GRAND PRIX
Qualifying Nr. 2
Classification

20

	Rider	Nation	Team	Motorcycle	Time	Lap Total	Gap	Top Speed
1	89 Jorge MARTIN	SPA	Prima Pramac Racing	DUCATI	1'29.287	7 8		333.3
2	10 Luca MARINI	ITA	Mooney VR46 Racing Team	DUCATI	1'29.425	7 8	0.138 0.138	333.3
3	41 Aleix ESPARGARO	SPA	Aprilia Racing	APRILIA	1'29.461	7 8	0.174 0.036	334.3
4	72 Marco BEZZECCHI	ITA	Mooney VR46 Racing Team	DUCATI	1'29.483	7 9	0.196 0.022	335.4
5	33 Brad BINDER	RSA	Red Bull KTM Factory Racing	KTM	1'29.496	7 8	0.209 0.013	335.4
6	1 Francesco BAGNAIA	ITA	Ducati Lenovo Team	DUCATI	1'29.527	6 8	0.240 0.031	335.4
7	73 Alex MARQUEZ	SPA	Gresini Racing MotoGP	DUCATI	1'29.600	3 4	0.313 0.073	329.2
8	93 Marc MARQUEZ	SPA	Repsol Honda Team	HONDA	1'29.622	4 6	0.335 0.022	333.3
9	12 Maverick VIÑALES	SPA	Aprilia Racing	APRILIA	1'29.701	7 7	0.414 0.079	331.2
10	20 Fabio QUARTARARO	FRA	Monster Energy Yamaha MotoGP	YAMAHA	1'29.707	7 9	0.420 0.006	332.3
11	5 Johann ZARCO	FRA	Prima Pramac Racing	DUCATI	1'29.923	7 9	0.636 0.216	334.3
12	37 Augusto FERNANDEZ	SPA	GASGAS Factory Racing Tech3	KTM	1'30.077	6 8	0.790 0.154	330.2

Practice condition: **Dry**
 Air: **33°**
 Humidity: **60%**
 Ground: **50°**

Fastest Lap:	Lap: 7	Jorge MARTIN	1'29.287	183.6 Km/h
Best Race Lap:	2019	Marc MARQUEZ	1'30.904	180.3 Km/h
All Time Lap Record:	2023	Jorge MARTIN	1'29.287	183.6 Km/h

The results are provisional until the end of the limit for protest and appeals.

Time limit for protest expires 60' after publication of the results - Time:

These data/results cannot be reproduced, stored and/or transmitted in whole or in part by any manner of electronic, mechanical, photocopying, recording, broadcasting or otherwise now known or herein after developed without the previous express consent by the copyright owner, except for reproduction in daily press and regular printed publications on sale to the public within 60 days of the event related to those data/results and always provided that copyright symbol appears together as follows below.

© DORNA, 2023

Official MotoGP Timing by **TISSOT**
 www.motogp.com



Buriram, Saturday, October 28, 2023



4554 m.

OR THAILAND GRAND PRIX
Qualifying Nr. 2
Top Speed & Average

21



<i>Rider</i>	<i>Nation</i>	<i>Motorcycle</i>	<i>Top 5 speeds</i>					<i>Average</i>	<i>Top</i>
1 Francesco BAGNAIA	ITA	DUCATI	335.4	333.3	332.3	332.3	331.2	332.9	335.4
33 Brad BINDER	RSA	KTM	335.4	330.2	328.2	328.2	328.2	330.0	335.4
72 Marco BEZZECCHI	ITA	DUCATI	335.4	335.4	334.3	333.3	333.3	334.3	335.4
5 Johann ZARCO	FRA	DUCATI	334.3	334.3	333.3	332.3	331.2	333.1	334.3
41 Aleix ESPARGARO	SPA	APRILIA	334.3	333.3	333.3	333.3	327.2	332.3	334.3
10 Luca MARINI	ITA	DUCATI	333.3	332.3	331.2	330.2	330.2	331.2	333.3
89 Jorge MARTIN	SPA	DUCATI	333.3	333.3	333.3	331.2	315.7	329.4	333.3
93 Marc MARQUEZ	SPA	HONDA	333.3	333.3	328.2	314.8	300.0	321.9	333.3
20 Fabio QUARTARARO	FRA	YAMAHA	332.3	332.3	330.2	330.2	330.2	331.0	332.3
12 Maverick VIÑALES	SPA	APRILIA	331.2	331.2	331.2	329.2	321.4	328.8	331.2
37 Augusto FERNANDEZ	SPA	KTM	330.2	328.2	328.2	327.2	326.2	328.0	330.2
73 Alex MARQUEZ	SPA	DUCATI	329.2	328.2	328.2	296.7		320.6	329.2

These data/results cannot be reproduced, stored and/or transmitted in whole or in part by any manner of electronic, mechanical, photocopying, recording, broadcasting or otherwise now known or herein after developed without the previous express consent by the copyright owner, except for reproduction in daily press and regular printed publications on sale to the public within 60 days of the event related to those data/results and always provided that copyright symbol appears together as follows below.

© DORNA, 2023

Official MotoGP Timing by **TISSOT**
 www.motogp.com



Buriram, Saturday, October 28, 2023



SIAM INTERNATIONAL CIRCUIT
THAILAND GRAND PRIX
Qualifying Nr. 2

Chronological Analysis of Performances

22

* Lap / Sector time cancelled **T1** Time from finish line to 1st intermediate **T3** Time from 2nd intermed. to 3rd intermed.
P Crossing the finish line in pit lane **T2** Time from 1st intermed. to 2nd intermed. **T4** Time from 3rd intermediate to finish line
****Tyre data subject to further updates**

Lap	Lap Time	T1	T2	T3	T4	Speed	Lap	Lap Time	T1	T2	T3	T4	Speed				
1st	89	Jorge MARTIN DUCATI SPA						7	1'29.461	18.351	25.638	22.576	22.896	334.3			
		Prima Pramac Racing						8	2'00.974	36.947	31.121	26.672	26.234	168.2			
		Runs=2 Total laps=8 Full laps=5 Valid laps=5															
Run #	1	Front Tyre	Slick-Medium	Rear Tyre	Slick-Medium		4th	72	Marco BEZZECCHI DUCATI ITA								
		New Tyre		New Tyre					Mooney VR46 Racing Team								
		Runs=2 Total laps=9 Full laps=6 Valid laps=6															
		4 Laps at start						Run #	1	Front Tyre	Slick-Medium	Rear Tyre	Slick-Medium				
1	2'09.606	15.464	27.327	25.952	23.608	300.8			New Tyre		New Tyre						
2	1'30.547	18.438	25.850	22.826	23.433	333.3	1	1'46.193	16.400	27.916	24.151	23.955	289.5				
3	1'29.491	18.409	25.566	22.680	22.836	333.3	2	1'30.114	18.453	25.730	22.922	23.009	333.3				
4	1'48.938 P	19.704	26.895*	24.312	38.027	315.7	3	1'29.789	18.391	25.664	22.815	22.919	335.4				
		Run # 2 Front Tyre Slick-Medium Rear Tyre Slick-Medium						4	1'29.658	18.398	25.589	22.738	22.933	335.4			
		4 Laps at start						5	1'46.304 P	18.527	26.459	23.713	37.605	331.2			
5	4'43.072	15.584	29.339	23.362	23.007	301.6			Run # 2		Front Tyre		Slick-Medium	Rear Tyre	Slick-Medium		
6	1'29.862	18.439	25.574	22.742	23.107	331.2			5 Laps at start		New Tyre						
7	1'29.287	18.339	25.482	22.553	22.913	333.3	6	3'19.261	16.240	26.963	24.113	23.511	304.2				
8	1'41.565	24.347	28.675	24.385	24.158	257.1	7	1'29.483	18.357	25.501	22.656	22.969	332.3				
		Run # 1 Front Tyre Slick-Medium Rear Tyre Slick-Medium						8	1'35.411	18.366	25.550	27.751	23.744	333.3			
		New Tyre		New Tyre			9	1'30.036	18.389	25.646	22.814	23.187	334.3				
		Runs=2 Total laps=8 Full laps=5 Valid laps=5															
2nd	10	Luca MARINI DUCATI ITA						5th	33	Brad BINDER KTM RSA							
		Mooney VR46 Racing Team								Red Bull KTM Factory Racing							
		Runs=2 Total laps=8 Full laps=5 Valid laps=5								Runs=2 Total laps=8 Full laps=5 Valid laps=5							
Run #	1	Front Tyre	Slick-Medium	Rear Tyre	Slick-Medium		Run #	1	Front Tyre	Slick-Medium	Rear Tyre	Slick-Medium					
		New Tyre		New Tyre					New Tyre		New Tyre						
1	2'43.888	15.396	27.497	23.815	23.420	317.6	1	2'10.971	19.898	34.169	26.457	23.703	250.5				
2	1'30.831	18.640	25.961	23.084	23.146	330.2	2	1'30.300	18.519	25.856	22.806	23.119	328.2				
3	1'30.541	18.510	25.753	23.090	23.188	333.3	3	1'29.699	18.231	25.690	22.837	22.941	335.4				
4	1'48.302 P	18.576	25.855	25.464	38.407	331.2	4	1'56.711 P	25.986	30.043*	23.212	37.470	299.1				
		Run # 2 Front Tyre Slick-Medium Rear Tyre Slick-Medium								Run # 2		Front Tyre		Slick-Medium	Rear Tyre	Slick-Medium	
		4 Laps at start								4 Laps at start		New Tyre					
5	4'10.506	15.845	31.335	23.438	23.893	302.5	5	4'01.909	17.491	27.496	23.943	23.448	284.2				
6	1'29.622	18.374	25.779	22.575	22.894	330.2	6	1'29.902	18.394	25.641	22.828	23.039	328.2				
7	1'29.425	18.342	25.575	22.624	22.884	332.3	7	1'29.496	18.299	25.633	22.726	22.838	328.2				
8	1'52.943	18.545			29.760	330.2	8	1'29.822	18.436	25.756	22.714	22.916	330.2				
		Run # 1 Front Tyre Slick-Medium Rear Tyre Slick-Medium															
		New Tyre		New Tyre													
		Runs=2 Total laps=8 Full laps=5 Valid laps=5															
3rd	41	Alex ESPARGARO APRILIA SPA						6th	1	Francesco BAGNAIA DUCATI ITA							
		Aprilia Racing								Ducati Lenovo Team							
		Runs=2 Total laps=8 Full laps=5 Valid laps=5								Runs=2 Total laps=8 Full laps=5 Valid laps=5							
Run #	1	Front Tyre	Slick-Medium	Rear Tyre	Slick-Medium		Run #	1	Front Tyre	Slick-Medium	Rear Tyre	Slick-Medium					
		New Tyre		New Tyre					New Tyre		New Tyre						
1	2'10.151	16.884	27.529	25.352	25.128	311.2	1	2'19.480	15.917	28.194	24.108	23.395	295.0				
2	1'30.686	18.511	26.035	22.861	23.279	333.3	2	1'30.909	18.541	26.103	23.127	23.138	332.3				
3	1'29.963	18.504	25.642	22.816	23.001	333.3	3	1'30.269	18.557	25.833	22.837	23.042	332.3				
4	1'49.557 P	21.518	28.769	24.716	34.554	291.1	4	1'48.350 P	18.387	28.942	24.083	36.938	335.4				
		Run # 2 Front Tyre Slick-Medium Rear Tyre Slick-Medium															
		4 Laps at start															
5	4'43.228	14.902	26.789	23.660	23.745	327.2											
6	1'29.605	18.438	25.647	22.623	22.897	333.3											
		Run # 1 Front Tyre Slick-Medium Rear Tyre Slick-Medium															
		New Tyre		New Tyre													
		Runs=2 Total laps=8 Full laps=5 Valid laps=5															

Fastest Lap: Jorge MARTIN Prima Pramac Racing SPA **1'29.287** 18.339 25.482 22.553 22.913

These data/results cannot be reproduced, stored and/or transmitted in whole or in part by any manner of electronic, mechanical, photocopying, recording, broadcasting or otherwise now known or herein after developed without the previous express consent by the copyright owner, except for reproduction in daily press and regular printed publications on sale to the public within 60 days of the event related to those data/results and always provided that copyright symbol appears together as follows below.
 © DORNA, 2023



Qualifying Nr. 2

MotoGP

Lap	Lap Time	T1	T2	T3	T4	Speed	Lap	Lap Time	T1	T2	T3	T4	Speed		
Run # 2	Front Tyre Slick-Medium	Rear Tyre Slick-Medium	4 Laps at start				New Tyre	Run # 2	Front Tyre Slick-Medium	Rear Tyre Slick-Medium	5 Laps at start				New Tyre
5	4'39.838 *	15.474	27.277*	23.514	23.243	323.3	6	3'49.216	15.950	30.812	23.288	23.077	320.4		
6	1'29.527	18.319	25.649	22.657	22.902	331.2	7	1'29.707	18.346	25.719	22.708	22.934	332.3		
7	1'29.725	18.356	25.765	22.667	22.937	333.3	8	1'29.826	18.432	25.636	22.830	22.928	332.3		
8	1'41.757	25.400	28.664	23.668	24.025	254.7	9	1'39.429	24.267	28.084	23.521	23.557	274.1		

7th 73 Alex MARQUEZ DUCATI SPA
Gresini Racing MotoGP
Runs=1 Total laps=4 Full laps=3 Valid laps=3

Run #	Front Tyre	Slick-Medium	Rear Tyre	Slick-Medium	Speed
1	11'13.379	16.177	27.581	23.873	23.534
2	1'30.141	18.490	25.679	22.942	23.030
3	1'29.600	18.472	25.583	22.611	22.934
4	1'29.780	18.401	25.652	22.656	23.071

8th 93 Marc MARQUEZ HONDA SPA
Repsol Honda Team
Runs=2 Total laps=6 Full laps=3 Valid laps=3

Run #	Front Tyre	Slick-Medium	Rear Tyre	Slick-Medium	Speed
1	2'00.521	16.433	27.908	27.393	26.424
2	1'48.572 P	18.683	26.387	23.891	39.611
3	7'59.879	15.338	34.646	24.520	23.721
4	1'29.622	18.326	25.694	22.656	22.946
5	1'29.705	18.496	25.666	22.608	22.935
6	1'46.316	24.391	29.635	25.475	26.815

9th 12 Maverick VIÑALES APRILIA SPA
Aprilia Racing
Runs=2 Total laps=7 Full laps=4 Valid laps=4

Run #	Front Tyre	Slick-Medium	Rear Tyre	Slick-Medium	Speed
1	2'41.412	15.593	27.215	23.572	23.290
2	1'30.492	18.568	25.983	22.928	23.013
3	1'30.456	18.504	25.801	22.962	23.189
4	1'51.584 P	22.144	27.076	24.122	38.242
5	4'58.870	15.576	26.445	23.135	23.043
6	1'29.769	18.459	25.692	22.654	22.964
7	1'29.701	18.393	25.733	22.640	22.935

10th 20 Fabio QUARTARARO YAMAHA FRA
Monster Energy Yamaha MotoGP
Runs=2 Total laps=9 Full laps=6 Valid laps=6

Run #	Front Tyre	Slick-Medium	Rear Tyre	Slick-Medium	Speed
1	1'34.326	15.532	27.524	23.869	23.884
2	1'30.503	18.542	25.870	23.084	23.007
3	1'30.034	18.494	25.778	22.832	22.930
4	1'30.111	18.465	25.802	22.890	22.954
5	1'48.177 P	19.729	27.119	23.638	37.691

11th 5 Johann ZARCO DUCATI FRA
Prima Pramac Racing
Runs=2 Total laps=9 Full laps=6 Valid laps=5

Run #	Front Tyre	Slick-Medium	Rear Tyre	Slick-Medium	Speed
1	2'11.610	16.059	28.455	29.702	23.679
2	1'30.685	18.602	25.908	22.987	23.188
3	1'34.991 *	18.350	25.684	26.581	24.376*
4	1'30.443	18.573	25.894	22.937	23.039
5	1'53.755 P	19.867	29.161	26.148	38.579

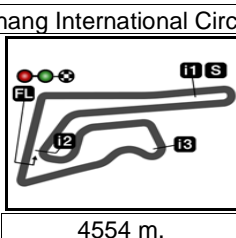
12th 37 Augusto FERNANDEZ KTM SPA
GASGAS Factory Racing Tech3
Runs=2 Total laps=8 Full laps=5 Valid laps=5

Run #	Front Tyre	Slick-Medium	Rear Tyre	Slick-Medium	Speed
1	2'12.481	21.601	32.761	30.750	23.769
2	1'31.309	18.824	26.313	22.966	23.206
3	1'30.892	18.614	26.168	22.871	23.239
4	1'51.016 P	18.678	30.654	23.989	37.695
5	4'15.907	17.434	29.191	23.912	23.596
6	1'30.077	18.573	25.852	22.696	22.956
7	1'30.267	18.610	25.758	22.804	23.095
8	1'30.362	18.645	25.896	22.708	23.113

Fastest Lap: Jorge MARTIN Prima Pramac Racing SPA 1'29.287 18.339 25.482 22.553 22.913

These data/results cannot be reproduced, stored and/or transmitted in whole or in part by any manner of electronic, mechanical, photocopying, recording, broadcasting or otherwise now known or herein after developed without the previous express consent by the copyright owner, except for reproduction in daily press and regular printed publications on sale to the public within 60 days of the event related to those data/results and always provided that copyright symbol appears together as follows below.
© DORNA, 2023





4554 m.

OR THAILAND GRAND PRIX
Provisional Starting Grid

Race : 26 laps = 118.404 km

23



1	1 1'29.287 89 Jorge MARTIN Ducati	2 1'29.425 10 Luca MARINI Ducati	3 1'29.461 41 Aleix ESPARGARO Aprilia
2	4 1'29.483 72 Marco BEZZECCHI Ducati	5 1'29.496 33 Brad BINDER KTM	6 1'29.527 1 Francesco BAGNAIA Ducati
3	7 1'29.600 73 Alex MARQUEZ Ducati	8 1'29.622 93 Marc MARQUEZ Honda	9 1'29.701 12 Maverick VIÑALES Aprilia
4	10 1'29.707 20 Fabio QUARTARARO Yamaha	11 1'29.923 5 Johann ZARCO Ducati	12 1'30.077 37 Augusto FERNANDEZ KTM
5	13 1'29.850 49 Fabio DI GIANNANTONIO Ducati	14 1'29.914 25 Raul FERNANDEZ Aprilia	15 1'30.096 43 Jack MILLER KTM
6	16 1'30.115 30 Takaaki NAKAGAMI Honda	17 1'30.124 44 Pol ESPARGARO KTM	18 1'30.158 21 Franco MORBIDELLI Yamaha
7	19 1'30.263 36 Joan MIR Honda	20 1'30.442 88 Miguel OLIVEIRA Aprilia	21 1'30.677 23 Enea BASTIANINI Ducati

The results are provisional until the end of the limit for protest and appeals and until the ratification of the Event Management Committee.

Time limit for protest expires 60' at the latest after publication of the results - Time:

These data/results cannot be reproduced, stored and/or transmitted in whole or in part by any manner of electronic, mechanical, photocopying, recording, broadcasting or otherwise now known or herein after developed without the previous express consent by the copyright owner, except for reproduction in daily press and regular printed publications on sale to the public within 60 days of the event related to those data/results and always provided that copyright symbol appears together as follows below.

© DORNA, 2023

Official MotoGP Timing by **TISSOT**
www.motogp.com

Buriram, Saturday, October 28, 2023





4554 m.

OR THAILAND GRAND PRIX

MotoGP™

24

BMW M Award - Best Qualifier MotoGP 2023

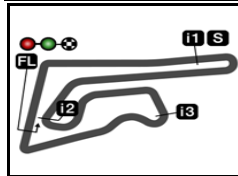
Rider	Nation	Points	POR	ARG	AME	SPA	FRA	ITA	GER	NED	GBR	AUT	CAT	RSM	IND	JPN	INA	AUS	THA	MAL	QAT	VAL
1 BAGNAIA Francesco	ITA	311	20	16	25	11	25	25	25	20	13	25	25	16	16	20	3	16	10			
2 MARTIN Jorge	SPA	235	16	8	4	16	11	10	10	6	9	4	11	25	20	25	10	25	25			
3 BEZZECCHI Marco	ITA	221	8	20	11	4	9	9	11	25	25	9	6	20	25	13	7	6	13			
4 MARINI Luca	ITA	192	7	9	16	8	16	13	20	16	10	10	-	9	13	-	25	-	20			
5 ESPARGARO Aleix	SPA	173	4	7	10	25	5	8	6	10	4	5	20	11	6	7	16	13	16			
6 VIÑALES Maverick	SPA	163	9	11	8	7	10	3	3	9	8	20	13	13	7	8	20	7	7			
7 MILLER Jack	AUS	149	11	-	6	20	13	11	16	4	20	13	3	1	-	16	6	8	1			
8 MARQUEZ Alex	SPA	143	3	25	13	5	8	16	8	7	16	11	9	6	4	-	-	3	9			
9 BINDER Brad	RSA	143	1	1	5	13	6	5	7	11	6	16	7	10	2	11	11	20	11			
10 MARQUEZ Marc	SPA	132	25	-	-	-	20	20	9	-	2	-	4	8	10	9	8	9	8			
11 ZARCO Johann	FRA	126	6	10	7	9	7	7	13	8	7	6	10	3	9	6	2	11	5			
12 QUARTARARO Fabio	FRA	82	5	6	9	1	3	1	4	13	-	7	-	4	8	2	13	-	6			
13 OLIVEIRA Miguel	POR	64	13	-	1	10	-	-	-	5	-	8	16	7	-	-	4	-	-			
14 DI GIANNANTONIO Fabio	ITA	53	-	2	-	2	1	-	2	3	-	-	8	-	3	10	9	10	3			
15 BASTIANINI Enea	ITA	38	10	-	-	-	-	4	5	-	3	2	5	-	-	-	5	4	-			
16 RINS Alex	SPA	30	-	4	20	-	-	6	-	-	-	-	-	-	-	-	-	-	-			
17 MORBIDELLI Franco	ITA	28	-	13	2	3	-	2	-	1	5	1	-	-	-	-	1	-	-			
18 FERNANDEZ Augusto	SPA	27	-	-	-	-	4	-	1	-	11	-	-	2	-	3	-	2	4			
19 FERNANDEZ Raul	SPA	22	-	3	-	-	-	-	-	-	-	-	1	5	5	5	-	1	2			
20 MIR Joan	SPA	17	2	-	3	-	-	-	-	-	-	-	-	-	11	1	-	-	-			
21 NAKAGAMI Takaaki	JPN	16	-	5	-	6	2	-	-	2	-	-	-	-	1	-	-	-	-			
22 ESPARGARO Pol	SPA	15	-	-	-	-	-	-	-	-	1	3	2	-	-	4	-	5	-			

These data/results cannot be reproduced, stored and/or transmitted in whole or in part by any manner of electronic, mechanical, photocopying, recording, broadcasting or otherwise now known or herein after developed without the previous express consent by the copyright owner, except for reproduction in daily press and regular printed publications on sale to the public within 60 days of the event related to those data/results and always provided that copyright symbol appears together as follows below.
© DORNA, 2023

Official MotoGP Timing by **TISSOT**
www.motogp.com



Buriram, Saturday, October 28, 2023



4554 m.

OR THAILAND GRAND PRIXAfter the **Qualifying Nr. 2****Event Best Maximum Speed**

<i>Rider</i>	<i>Nation Team</i>	<i>Motorcycle</i>	<i>Km/h</i>
41 Aleix ESPARGARO	SPA Aprilia Racing	APRILIA	336.4 Practice
12 Maverick VIÑALES	SPA Aprilia Racing	APRILIA	336.4 Practice
44 Po ESPARGARO	SPA GASGAS Factory Racing Tech3	KTM	336.4 Practice
89 Jorge MARTIN	SPA Prima Pramac Racing	DUCATI	335.4 Practice
88 Miguel OLIVEIRA	POR CryptoDATA RNF MotoGP Team	APRILIA	335.4 Qualifying Nr. 1
72 Marco BEZZECCHI	ITA Mooney VR46 Racing Team	DUCATI	335.4 Qualifying Nr. 2
23 Enea BASTIANINI	ITA Ducati Lenovo Team	DUCATI	335.4 Qualifying Nr. 1
33 Brad BINDER	RSA Red Bull KTM Factory Racing	KTM	335.4 Qualifying Nr. 2
93 Marc MARQUEZ	SPA Repsol Honda Team	HONDA	335.4 Qualifying Nr. 1
1 Francesco BAGNAIA	ITA Ducati Lenovo Team	DUCATI	335.4 Qualifying Nr. 2
21 Franco MORBIDELLI	ITA Monster Energy Yamaha MotoGP	YAMAHA	334.3 Practice
36 Joan MIR	SPA Repsol Honda Team	HONDA	334.3 Qualifying Nr. 1
43 Jack MILLER	AUS Red Bull KTM Factory Racing	KTM	334.3 Practice
5 Johann ZARCO	FRA Prima Pramac Racing	DUCATI	334.3 Qualifying Nr. 2
49 Fabio DI GIANNANTONIO	ITA Gresini Racing MotoGP	DUCATI	333.3 Practice
20 Fabio QUARTARARO	FRA Monster Energy Yamaha MotoGP	YAMAHA	333.3 Practice
10 Luca MARINI	ITA Mooney VR46 Racing Team	DUCATI	333.3 Qualifying Nr. 2
37 Augusto FERNANDEZ	SPA GASGAS Factory Racing Tech3	KTM	333.3 Practice
25 Raul FERNANDEZ	SPA CryptoDATA RNF MotoGP Team	APRILIA	332.3 Qualifying Nr. 1
73 Alex MARQUEZ	SPA Gresini Racing MotoGP	DUCATI	332.3 Practice
30 Takaaki NAKAGAMI	JPN LCR Honda IDEMITSU	HONDA	331.2 Practice

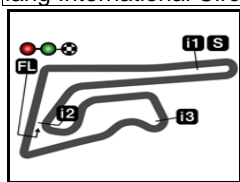
These data/results cannot be reproduced, stored and/or transmitted in whole or in part by any manner of electronic, mechanical, photocopying, recording, broadcasting or otherwise now known or herein after developed without the previous express consent by the copyright owner, except for reproduction in daily press and regular printed publications on sale to the public within 60 days of the event related to those data/results and always provided that copyright symbol appears together as follows below.

© DORNA, 2023

Official MotoGP Timing by TISSOT
www.motogp.com

Buriram, Saturday, October 28, 2023





4554 m.

OR THAILAND GRAND PRIX

Qualifying Nr. 2

Best Partial Times

MotoGP™

IT Ideal Lap Time, sum of the best partial times

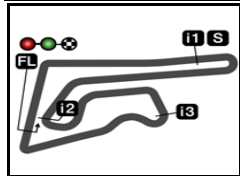
BT Best Lap Time

Pos	T1		T2		T3		T4		Pos	Rider	IT	BT
	Rider	Time	Rider	Time	Rider	Time	Rider	Time				
1	B.BINDER	18.231	J.MARTIN	25.482	J.MARTIN	22.553	J.MARTIN	22.836	1	J.MARTIN	1'29.210	1'29.287 (1)
2	F.BAGNAIA	18.319	M.BEZZECCHI	25.501	L.MARINI	22.575	B.BINDER	22.838	2	L.MARINI	1'29.376	1'29.425 (2)
3	M.MARQUEZ	18.326	L.MARINI	25.575	A.ESPARGARO	22.576	L.MARINI	22.884	3	B.BINDER	1'29.416	1'29.496 (5)
4	J.MARTIN	18.339	A.MARQUEZ	25.583	M.MARQUEZ	22.608	A.ESPARGARO	22.896	4	M.BEZZECCHI	1'29.433	1'29.483 (4)
5	J.ZARCO	18.340	B.BINDER	25.633	A.MARQUEZ	22.611	F.BAGNAIA	22.902	5	A.ESPARGAR	1'29.461	1'29.461 (3)
6	L.MARINI	18.342	F.QUARTARARO	25.636	M.VIÑALES	22.640	M.BEZZECCHI	22.919	6	F.BAGNAIA	1'29.527	1'29.527 (6)
7	F.QUARTARARO	18.346	A.ESPARGARO	25.638	M.BEZZECCHI	22.656	F.QUARTARARO	22.928	7	A.MARQUEZ	1'29.529	1'29.600 (7)
8	A.ESPARGARO	18.351	F.BAGNAIA	25.649	F.BAGNAIA	22.657	A.MARQUEZ	22.934	8	M.MARQUEZ	1'29.535	1'29.622 (8)
9	M.BEZZECCHI	18.357	M.MARQUEZ	25.666	A.FERNANDEZ	22.696	M.VIÑALES	22.935	9	F.QUARTARAR	1'29.618	1'29.707 (10)
10	M.VIÑALES	18.393	J.ZARCO	25.684	F.QUARTARARO	22.708	M.MARQUEZ	22.935	10	M.VIÑALES	1'29.660	1'29.701 (9)
11	A.MARQUEZ	18.401	M.VIÑALES	25.692	B.BINDER	22.714	A.FERNANDEZ	22.956	11	J.ZARCO	1'29.912	1'29.923 (11)
12	A.FERNANDEZ	18.573	A.FERNANDEZ	25.758	J.ZARCO	22.918	J.ZARCO	22.970	12	A.FERNANDEZ	1'29.983	1'30.077 (12)

These data/results cannot be reproduced, stored and/or transmitted in whole or in part by any manner of electronic, mechanical, photocopying, recording, broadcasting or otherwise now known or herein after developed without the previous express consent by the copyright owner, except for reproduction in daily press and regular printed publications on sale to the public within 60 days of the event related to those data/results and always provided that copyright symbol appears together as follows below.
© DORNA, 2023


Official MotoGP Timing by **TISSOT**
www.motogp.com





4554 m.

OR THAILAND GRAND PRIX
Qualifying Nr. 2
Fastest Laps Sequence

<i>Practice Time</i>	 <i>Rider</i>	<i>Nation</i>	<i>Motorcycle</i>	<i>Time</i>	<i>Km/h</i>	<i>Rider's Lap</i>
3'04.829	20 Fabio QUARTARARO	FRA	YAMAHA	1'30.503	181.1	2
3'16.307	72 Marco BEZZECCHI	ITA	DUCATI	1'30.114	181.9	2
4'34.863	20 Fabio QUARTARARO	FRA	YAMAHA	1'30.034	182.0	3
4'46.096	72 Marco BEZZECCHI	ITA	DUCATI	1'29.789	182.5	3
5'09.644	89 Jorge MARTIN	SPA	DUCATI	1'29.491	183.1	3
12'50.802	72 Marco BEZZECCHI	ITA	DUCATI	1'29.483	183.2	7
14'40.803	89 Jorge MARTIN	SPA	DUCATI	1'29.287	183.6	7

These data/results cannot be reproduced, stored and/or transmitted in whole or in part by any manner of electronic, mechanical, photocopying, recording, broadcasting or otherwise now known or herein after developed without the previous express consent by the copyright owner, except for reproduction in daily press and regular printed publications on sale to the public within 60 days of the event related to those data/results and always provided that copyright symbol appears together as follows below.

© DORNA, 2023

