

5380 m.

GRAND PRIX OF QATAR

Qualifying Results



Rider	Nation	Team	Motorcycle	Time	Lap	Total	Gap	Top Speed
1 89 Jorge MARTIN	SPA	Pramac Racing	DUCATI	Q2 1'53.011	6	7		345.0
2 23 Enea BASTIANINI	ITA	Gresini Racing MotoGP	DUCATI	Q2 1'53.158	7	7	0.147 0.147	349.5
3 93 Marc MARQUEZ	SPA	Repsol Honda Team	HONDA	Q2 1'53.283	5	7	0.272 0.125	345.0
4 43 Jack MILLER	AUS	Ducati Lenovo Team	DUCATI	Q2 1'53.298	6	7	0.287 0.015	345.0
5 41 Alex ESPARGARO	SPA	Aprilia Racing	APRILIA	Q2 1'53.319	7	7	0.308 0.021	343.9
6 44 Poli ESPARGARO	SPA	Repsol Honda Team	HONDA	Q2 1'53.346	7	7	0.335 0.027	345.0
7 33 Brad BINDER	RSA	Red Bull KTM Factory Racing	KTM	Q2 1'53.350	2	3	0.339 0.004	342.8
8 36 Joan MIR	SPA	Team SUZUKI ECSTAR	SUZUKI	Q2 1'53.407	7	7	0.396 0.057	346.1
9 63 Francesco BAGNAIA	ITA	Ducati Lenovo Team	DUCATI	Q2 1'53.411	5	7	0.400 0.004	345.0
10 42 Alex RINS	SPA	Team SUZUKI ECSTAR	SUZUKI	Q2 1'53.481	6	7	0.470 0.070	345.0
11 20 Fabio QUARTARARO	FRA	Monster Energy Yamaha MotoGP	YAMAHA	Q2 1'53.635	5	6	0.624 0.154	336.4
12 21 Franco MORBIDELLI	ITA	Monster Energy Yamaha MotoGP	YAMAHA	Q2 1'53.982	6	7	0.971 0.347	341.7
13 5 Johann ZARCO	FRA	Pramac Racing	DUCATI	Q1 1'53.780	2	5 (*)	0.268	345.0
14 88 Miguel OLIVEIRA	POR	Red Bull KTM Factory Racing	KTM	Q1 1'53.819	7	7 (*)	0.307 0.039	339.6
15 72 Marco BEZZECCHI	ITA	Mooney VR46 Racing Team	DUCATI	Q1 1'53.915	2	7 (*)	0.403 0.096	346.1
16 30 Takaaki NAKAGAMI	JPN	LCR Honda IDEMITSU	HONDA	Q1 1'54.038	3	7 (*)	0.526 0.123	342.8
17 10 Luca MARINI	ITA	Mooney VR46 Racing Team	DUCATI	Q1 1'54.222	2	6 (*)	0.710 0.184	343.9
18 73 Alex MARQUEZ	SPA	LCR Honda CASTROL	HONDA	Q1 1'54.224	7	7 (*)	0.712 0.002	348.3
19 12 Maverick VIÑALES	SPA	Aprilia Racing	APRILIA	Q1 1'54.228	5	6 (*)	0.716 0.004	346.1
20 4 Andrea DOVIZIOSO	ITA	WithU Yamaha RNF MotoGP Team	YAMAHA	Q1 1'54.244	7	7 (*)	0.732 0.016	342.8
21 49 Fabio DI GIANNANTONIO	ITA	Gresini Racing MotoGP	DUCATI	Q1 1'54.276	7	7 (*)	0.764 0.032	346.1
22 87 Remy GARDNER	AUS	Tech3 KTM Factory Racing	KTM	Q1 1'54.378	5	6 (*)	0.866 0.102	340.6
23 25 Raul FERNANDEZ	SPA	Tech3 KTM Factory Racing	KTM	Q1 1'54.889	2	6 (*)	1.377 0.511	342.8
24 40 Darryn BINDER	RSA	WithU Yamaha RNF MotoGP Team	YAMAHA	Q1 1'56.011	3	5 (*)	2.499 1.122	343.9

* Gap with the fastest rider in the Q1 session.

Pole Position:		Jorge MARTIN	1'53.011	171.3 Km/h
Q1 Best Lap:	Lap 7	Brad BINDER	(*) 1'53.512	170.6 Km/h
Best Race Lap:	2021	Francesco BAGNAIA	1'54.491	169.1 Km/h
All Time Lap Record:	2021	Francesco BAGNAIA	1'52.772	171.7 Km/h

The results are provisional until the end of the limit for protest and appeals.

Time limit for protest expires 60' after publication of the results - Time:

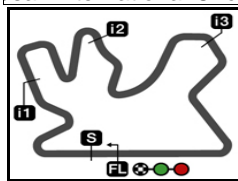
These data/results cannot be reproduced, stored and/or transmitted in whole or in part by any manner of electronic, mechanical, photocopying, recording, broadcasting or otherwise now known or herein after developed without the previous express consent by the copyright owner, except for reproduction in daily press and regular printed publications on sale to the public within 60 days of the event related to those data/results and always provided that copyright symbol appears together as follows below.

© DORNA, 2022

Official MotoGP Timing by TISSOT
www.motogp.com

Doha, Saturday, March 05, 2022






5380 m.

GRAND PRIX OF QATAR
Qualifying Nr. 2
Classification

20

	Rider	Nation	Team	Motorcycle	Time	Lap	Total	Gap	Top Speed
1	89 Jorge MARTIN	SPA	Pramac Racing	DUCATI	1'53.011	6	7		345.0
2	23 Enea BASTIANINI	ITA	Gresini Racing MotoGP	DUCATI	1'53.158	7	7	0.147	0.147 349.5
3	93 Marc MARQUEZ	SPA	Repsol Honda Team	HONDA	1'53.283	5	7	0.272	0.125 345.0
4	43 Jack MILLER	AUS	Ducati Lenovo Team	DUCATI	1'53.298	6	7	0.287	0.015 345.0
5	41 Aleix ESPARGARO	SPA	Aprilia Racing	APRILIA	1'53.319	7	7	0.308	0.021 343.9
6	44 Po ESPARGARO	SPA	Repsol Honda Team	HONDA	1'53.346	7	7	0.335	0.027 345.0
7	33 Brad BINDER	RSA	Red Bull KTM Factory Racing	KTM	1'53.350	2	3	0.339	0.004 342.8
8	36 Joan MIR	SPA	Team SUZUKI ECSTAR	SUZUKI	1'53.407	7	7	0.396	0.057 346.1
9	63 Francesco BAGNAIA	ITA	Ducati Lenovo Team	DUCATI	1'53.411	5	7	0.400	0.004 345.0
10	42 Alex RINS	SPA	Team SUZUKI ECSTAR	SUZUKI	1'53.481	6	7	0.470	0.070 345.0
11	20 Fabio QUARTARARO	FRA	Monster Energy Yamaha MotoGP	YAMAHA	1'53.635	5	6	0.624	0.154 336.4
12	21 Franco MORBIDELLI	ITA	Monster Energy Yamaha MotoGP	YAMAHA	1'53.982	6	7	0.971	0.347 341.7

Practice condition: **Dry**
 Air: **21°**
 Humidity: **75%**
 Ground: **24°**

Fastest Lap:	Lap: 6	Jorge MARTIN	1'53.011	171.3 Km/h
Best Race Lap:	2021	Francesco BAGNAIA	1'54.491	169.1 Km/h
All Time Lap Record:	2021	Francesco BAGNAIA	1'52.772	171.7 Km/h

The results are provisional until the end of the limit for protest and appeals.

Time limit for protest expires 30' after publication of the results - Time:

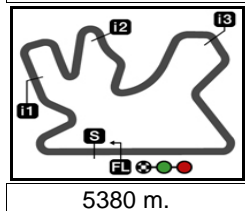
These data/results cannot be reproduced, stored and/or transmitted in whole or in part by any manner of electronic, mechanical, photocopying, recording, broadcasting or otherwise now known or herein after developed without the previous express consent by the copyright owner, except for reproduction in daily press and regular printed publications on sale to the public within 60 days of the event related to those data/results and always provided that copyright symbol appears together as follows below.

© DORNA, 2022

Official MotoGP Timing by **TISSOT**
 www.motogp.com

Doha, Saturday, March 05, 2022





GRAND PRIX OF QATAR
Qualifying Nr. 2
Top Speed & Average

21

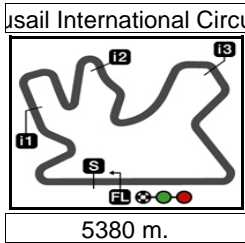


<i>Rider</i>	<i>Nation</i>	<i>Motorcycle</i>	<i>Top 5 speeds</i>					<i>Average</i>	<i>Top</i>
23 Enea BASTIANINI	ITA	DUCATI	349.5	348.3	343.9	343.9	342.8	345.7	349.5
36 Joan MIR	SPA	SUZUKI	346.1	345.0	343.9	343.9	340.6	343.9	346.1
42 Alex RINS	SPA	SUZUKI	345.0	343.9	342.8	342.8	339.6	342.8	345.0
43 Jack MILLER	AUS	DUCATI	345.0	345.0	343.9	343.9	341.7	343.9	345.0
44 Poli ESPARGARO	SPA	HONDA	345.0	343.9	343.9	342.8	342.8	343.7	345.0
63 Francesco BAGNAIA	ITA	DUCATI	345.0	340.6	340.6	338.5	338.5	340.6	345.0
89 Jorge MARTIN	SPA	DUCATI	345.0	345.0	343.9	342.8	342.8	343.9	345.0
93 Marc MARQUEZ	SPA	HONDA	345.0	343.9	343.9	342.8	342.8	343.7	345.0
41 Aleix ESPARGARO	SPA	APRILIA	343.9	343.9	340.6	339.6	339.6	341.5	343.9
33 Brad BINDER	RSA	KTM	342.8	341.7	171.1			285.2	342.8
21 Franco MORBIDELLI	ITA	YAMAHA	341.7	339.6	336.4	336.4	336.4	338.1	341.7
20 Fabio QUARTARARO	FRA	YAMAHA	336.4	335.4	335.4	333.3	177.9	303.7	336.4

These data/results cannot be reproduced, stored and/or transmitted in whole or in part by any manner of electronic, mechanical, photocopying, recording, broadcasting or otherwise now known or herein after developed without the previous express consent by the copyright owner, except for reproduction in daily press and regular printed publications on sale to the public within 60 days of the event related to those data/results and always provided that copyright symbol appears together as follows below.

© DORNA, 2022





GRAND PRIX OF QATAR

Qualifying Nr. 2

Chronological Analysis of Performances

22

* Lap / Sector time cancelled **T1** Time from finish line to 1st intermediate **T3** Time from 2nd intermed. to 3rd intermed.
P Crossing the finish line in pit lane **T2** Time from 1st intermed. to 2nd intermed. **T4** Time from 3rd intermediate to finish line
****** Tyre data subject to further updates

Lap	Lap Time	T1	T2	T3	T4	Speed	Lap	Lap Time	T1	T2	T3	T4	Speed		
1st	89	Jorge MARTIN				DUCATI	SPA	4th	43	Jack MILLER				DUCATI	AUS
		Pramac Racing								Ducati Lenovo Team					

Run #	1	Front Tyre	Slick-Soft	Rear Tyre	Slick-Soft	Speed
			New Tyre	New Tyre		
1	2'18.540		29.606	30.430	28.991	31.581 190.8
2	1'55.995 *		24.758	29.601	28.502	33.134* 343.9
3	1'53.550		24.666	29.536	28.034	31.314 342.8
4	1'53.607 P		25.644	30.441	28.932	28.590 342.8
Run #	2	Front Tyre	Slick-Soft	Rear Tyre	Slick-Soft	Speed
			4 Laps at start		New Tyre	
5	2'09.813		29.137	37.087	32.359	31.230 178.2
6	1'53.011		24.567	29.505	27.931	31.008 345.0
7	1'54.996		24.799	29.735	28.570	31.892 345.0

Run #	1	Front Tyre	Slick-Soft	Rear Tyre	Slick-Soft	Speed
			New Tyre	New Tyre		
1	2'14.524		30.541	30.754	28.801	31.523 172.5
2	1'53.827		24.794	29.580	28.140	31.313 343.9
3	1'53.411		24.735	29.464	28.001	31.211 341.7
4	1'58.496 P		27.584	31.691	29.822	29.399 345.0
Run #	2	Front Tyre	Slick-Soft	Rear Tyre	Slick-Soft	Speed
			4 Laps at start		New Tyre	
5	2'02.105		29.896	32.295	28.554	31.360 181.5
6	1'53.298		24.680	29.340	28.140	31.138 345.0
7	2'06.435		31.998	30.945	31.040	32.452 343.9

Run #	1	Front Tyre	Slick-Soft	Rear Tyre	Slick-Soft	Speed
			New Tyre	New Tyre		
1	2'25.161		30.656	30.487	28.587	31.614 163.3
2	1'53.969		24.988	29.577	28.115	31.289 342.8
3	1'53.596		24.803	29.479	27.999	31.315 343.9
4	1'55.442 P		26.657	30.580	28.844	29.361 343.9
Run #	2	Front Tyre	Slick-Soft	Rear Tyre	Slick-Soft	Speed
			4 Laps at start		New Tyre	
5	2'10.595		34.674	31.617	29.016	35.288 147.3
6	1'54.545		24.765	30.128	28.273	31.379 349.5
7	1'53.158		24.644	29.395	27.937	31.182 348.3

Run #	1	Front Tyre	Slick-Soft	Rear Tyre	Slick-Soft	Speed
			New Tyre	New Tyre		
1	2'09.353		31.785	30.532	28.314	31.995 203.3
2	1'53.895		24.870	29.552	28.028	31.445 340.6
3	1'53.649		24.743	29.497	28.039	31.370 339.6
4	1'57.993 P		26.509	31.864	30.166	29.454 339.6
Run #	2	Front Tyre	Slick-Soft	Rear Tyre	Slick-Soft	Speed
			4 Laps at start		New Tyre	
5	2'07.284		32.841	32.419	29.332	32.692 174.7
6	1'53.386 *		24.750	29.392	27.964	31.280* 343.9
7	1'53.319		24.644	29.493	27.892	31.290 343.9

Run #	1	Front Tyre	Slick-Soft	Rear Tyre	Slick-Soft	Speed
			New Tyre	New Tyre		
1	2'13.768		41.926	30.980	28.682	31.639 175.0
2	1'53.566		24.822	29.531	27.971	31.242 343.9
3	2'00.438 P		28.830	31.219	30.855	29.534 342.8
Run #	2	Front Tyre	Slick-Soft	Rear Tyre	Slick-Soft	Speed
			3 Laps at start		New Tyre	
4	2'01.473		29.623	30.540	28.472	32.838 187.1
5	1'53.283		24.791	29.423	27.886	31.183 345.0
6	1'59.672		27.756	31.220	28.778	31.918 342.8
7	2'00.923		25.020	31.701	31.314	32.888 343.9

Run #	1	Front Tyre	Slick-Soft	Rear Tyre	Slick-Soft	Speed
			New Tyre	New Tyre		
1	2'15.693		30.723	30.344	28.890	31.620 167.4
2	1'54.100		25.028	29.552	28.272	31.248 345.0
3	1'53.507		24.669	29.491	28.115	31.232 343.9
4	1'57.832 P		26.809	31.639	29.729	29.655 342.8
Run #	2	Front Tyre	Slick-Soft	Rear Tyre	Slick-Soft	Speed
			4 Laps at start		New Tyre	
5	1'58.587		28.914	29.942	28.375	31.356 186.8
6	1'53.637		24.729	29.364	28.067	31.477 342.8
7	1'53.346		24.650	29.434	28.035	31.227 343.9

Fastest Lap:	Jorge MARTIN	Pramac Racing	SPA	1'53.011	24.567	29.505	27.931	31.008
---------------------	--------------	---------------	-----	-----------------	--------	--------	--------	--------

These data/results cannot be reproduced, stored and/or transmitted in whole or in part by any manner of electronic, mechanical, photocopying, recording, broadcasting or otherwise now known or herein after developed without the previous express consent by the copyright owner, except for reproduction in daily press and regular printed publications on sale to the public within 60 days of the event related to those data/results and always provided that copyright symbol appears together as follows below.
 © DORNA, 2022



Qualifying Nr. 2

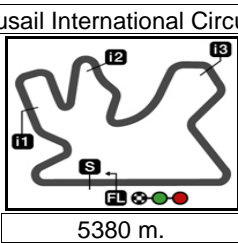
MotoGP

Lap	Lap Time	T1	T2	T3	T4	Speed	Lap	Lap Time	T1	T2	T3	T4	Speed	
7th	33	Brad BINDER				KTM	RSA	Run # 1	<i>Front Tyre</i>	<i>Slick-Soft</i>	<i>Rear Tyre</i>	<i>Slick-Medium</i>		
		Red Bull KTM Factory Racing							New Tyre	New Tyre	New Tyre	New Tyre		
		<i>Run #</i>	<i>1</i>	<i>Front Tyre</i>	<i>Slick-Soft</i>	<i>Rear Tyre</i>	<i>Slick-Soft</i>							
				New Tyre	New Tyre									
		1	11'55.845	30.728	38.478	33.371	31.632	171.1						
		2	1'53.350	24.756	29.494	27.931	31.169	342.8						
		3	1'53.680	24.735	29.566	28.034	31.345	341.7						
8th	36	Joan MIR				SUZUKI	SPA							
		Team SUZUKI ECSTAR												
		<i>Run #</i>	<i>1</i>	<i>Front Tyre</i>	<i>Slick-Soft</i>	<i>Rear Tyre</i>	<i>Slick-Soft</i>							
				4 Laps at start	New Tyre									
		1	2'13.025	41.526	31.058	28.705	31.560	170.8						
		2	1'54.332	24.935	29.689	28.347	31.361	343.9						
		3	1'54.054 *	25.087	29.621	28.033	31.313*	340.6						
		4	1'55.876 P	26.047	30.668	29.334	29.827	343.9						
		<i>Run #</i>	<i>2</i>	<i>Front Tyre</i>	<i>Slick-Soft</i>	<i>Rear Tyre</i>	<i>Slick-Soft</i>							
				New Tyre	New Tyre									
		5	1'59.777	30.076	30.215	28.208	31.278	177.3						
		6	1'53.516	24.708	29.588	28.035	31.185	345.0						
		7	1'53.407	24.654	29.499	28.009	31.245	346.1						
9th	63	Francesco BAGNAIA				DUCATI	ITA							
		Ducati Lenovo Team												
		<i>Run #</i>	<i>1</i>	<i>Front Tyre</i>	<i>Slick-Soft</i>	<i>Rear Tyre</i>	<i>Slick-Soft</i>							
				New Tyre	New Tyre									
		1	2'49.138	30.829	30.755	28.998	31.706	177.6						
		2	1'53.701	24.885	29.586	27.995	31.235	338.5						
		3	1'50.505 P	24.752	29.547	28.089	28.117	340.6						
		<i>Run #</i>	<i>2</i>	<i>Front Tyre</i>	<i>Slick-Soft</i>	<i>Rear Tyre</i>	<i>Slick-Soft</i>							
				3 Laps at start	New Tyre									
		4	2'01.712	29.716	30.539	28.516	32.941	184.6						
		5	1'53.411	24.745	29.436	27.968	31.262	338.5						
		6	2'00.866	28.140	31.026	28.750	32.950	340.6						
		7	1'56.635	24.747	29.538	28.291	34.059	345.0						
10th	42	Alex RINS				SUZUKI	SPA							
		Team SUZUKI ECSTAR												
		<i>Run #</i>	<i>1</i>	<i>Front Tyre</i>	<i>Slick-Soft</i>	<i>Rear Tyre</i>	<i>Slick-Soft</i>							
				New Tyre	New Tyre									
		1	3'01.459	30.615	30.714	28.695	31.579	173.3						
		2	1'54.057	25.062	29.735	27.949	31.311	342.8						
		3	1'53.923	24.895	29.684	27.970	31.374	339.6						
		4	1'56.708 P	26.573	30.730	29.145	30.260	342.8						
		<i>Run #</i>	<i>2</i>	<i>Front Tyre</i>	<i>Slick-Soft</i>	<i>Rear Tyre</i>	<i>Slick-Soft</i>							
				4 Laps at start	New Tyre									
		5	2'02.660	31.890	30.846	28.326	31.598	148.3						
		6	1'53.481	24.823	29.500	27.906	31.252	343.9						
		7	2'02.828	30.555	30.923	29.024	32.326	345.0						
11th	20	Fabio QUARTARARO				YAMAHA	FRA							
		Monster Energy Yamaha MotoGP												

Fastest Lap:	Jorge MARTIN	Pramac Racing	SPA	1'53.011	24.567	29.505	27.931	31.008
---------------------	--------------	---------------	-----	-----------------	--------	--------	--------	--------

These data/results cannot be reproduced, stored and/or transmitted in whole or in part by any manner of electronic, mechanical, photocopying, recording, broadcasting or otherwise now known or herein after developed without the previous express consent by the copyright owner, except for reproduction in daily press and regular printed publications on sale to the public within 60 days of the event related to those data/results and always provided that copyright symbol appears together as follows below.
© DORNA, 2022





GRAND PRIX OF QATAR
Provisional Starting Grid

Race : 22 laps = 118.36 km

23



1	1 1'53.011 89 Jorge MARTIN Ducati	2 1'53.158 23 Enea BASTIANINI Ducati	3 1'53.283 93 Marc MARQUEZ Honda
2	4 1'53.298 43 Jack MILLER Ducati	5 1'53.319 41 Aleix ESPARGARO Aprilia	6 1'53.346 44 Pol ESPARGARO Honda
3	7 1'53.350 33 Brad BINDER KTM	8 1'53.407 36 Joan MIR Suzuki	9 1'53.411 63 Francesco BAGNAIA Ducati
4	10 1'53.481 42 Alex RINS Suzuki	11 1'53.635 20 Fabio QUARTARARO Yamaha	12 1'53.982 21 Franco MORBIDELLI Yamaha
5	13 1'53.780 5 Johann ZARCO Ducati	14 1'53.819 88 Miguel OLIVEIRA KTM	15 1'53.915 72 Marco BEZZECCHI Ducati
6	16 1'54.038 30 Takaaki NAKAGAMI Honda	17 1'54.222 10 Luca MARINI Ducati	18 1'54.224 73 Alex MARQUEZ Honda
7	19 1'54.228 12 Maverick VIÑALES Aprilia	20 1'54.244 4 Andrea DOVIZIOSO Yamaha	21 1'54.276 49 Fabio DI GIANNANTONIO Ducati
8	22 1'54.378 87 Remy GARDNER KTM	23 1'54.889 25 Raul FERNANDEZ KTM	24 1'56.011 40 Darryn BINDER Yamaha

The results are provisional until the end of the limit for protest and appeals and until the ratification of the Event Management Committee.

Time limit for protest expires 60' at the latest after publication of the results - Time:

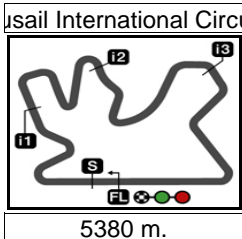
These data/results cannot be reproduced, stored and/or transmitted in whole or in part by any manner of electronic, mechanical, photocopying, recording, broadcasting or otherwise now known or herein after developed without the previous express consent by the copyright owner, except for reproduction in daily press and regular printed publications on sale to the public within 60 days of the event related to those data/results and always provided that copyright symbol appears together as follows below.

© DORNA, 2022

Official MotoGP Timing by TISSOT
www.motogp.com

Doha, Saturday, March 05, 2022



**GRAND PRIX OF QATAR**After the **Qualifying Nr. 2****Event Best Maximum Speed**

<i>Rider</i>	<i>Nation Team</i>	<i>Motorcycle</i>	<i>Km/h</i>	
42 Alex RINS	SPA Team SUZUKI ECSTAR	SUZUKI	355.2	Free Practice Nr. 2
12 Maverick VIÑALES	SPA Aprilia Racing	APRILIA	354.0	Free Practice Nr. 2
23 Enea BASTIANINI	ITA Gresini Racing MotoGP	DUCATI	354.0	Free Practice Nr. 2
36 Joan MIR	SPA Team SUZUKI ECSTAR	SUZUKI	354.0	Free Practice Nr. 2
44 Po ESPARGARO	SPA Repsol Honda Team	HONDA	354.0	Free Practice Nr. 2
89 Jorge MARTIN	SPA Pramac Racing	DUCATI	352.9	Free Practice Nr. 2
5 Johann ZARCO	FRA Pramac Racing	DUCATI	352.9	Free Practice Nr. 2
49 Fabio DI GIANNANTONIO	ITA Gresini Racing MotoGP	DUCATI	352.9	Free Practice Nr. 2
43 Jack MILLER	AUS Ducati Lenovo Team	DUCATI	352.9	Free Practice Nr. 1
93 Marc MARQUEZ	SPA Repsol Honda Team	HONDA	352.9	Free Practice Nr. 2
25 Raul FERNANDEZ	SPA Tech3 KTM Factory Racing	KTM	351.7	Free Practice Nr. 1
41 Aleix ESPARGARO	SPA Aprilia Racing	APRILIA	351.7	Free Practice Nr. 2
73 Alex MARQUEZ	SPA LCR Honda CASTROL	HONDA	351.7	Free Practice Nr. 2
10 Luca MARINI	ITA Mooney VR46 Racing Team	DUCATI	350.6	Free Practice Nr. 2
72 Marco BEZZECCHI	ITA Mooney VR46 Racing Team	DUCATI	350.6	Free Practice Nr. 3
30 Takaaki NAKAGAMI	JPN LCR Honda IDEMITSU	HONDA	350.6	Free Practice Nr. 2
63 Francesco BAGNAIA	ITA Ducati Lenovo Team	DUCATI	348.3	Free Practice Nr. 4
33 Brad BINDER	RSA Red Bull KTM Factory Racing	KTM	348.3	Free Practice Nr. 2
21 Franco MORBIDELLI	ITA Monster Energy Yamaha MotoGP	YAMAHA	348.3	Free Practice Nr. 2
87 Remy GARDNER	AUS Tech3 KTM Factory Racing	KTM	347.2	Free Practice Nr. 2
88 Miguel OLIVEIRA	POR Red Bull KTM Factory Racing	KTM	347.2	Free Practice Nr. 2
4 Andrea DOVIZIOSO	ITA WithU Yamaha RNF MotoGP Tea	YAMAHA	346.1	Free Practice Nr. 2
20 Fabio QUARTARARO	FRA Monster Energy Yamaha MotoGP	YAMAHA	345.0	Free Practice Nr. 1
40 Darryn BINDER	RSA WithU Yamaha RNF MotoGP Tea	YAMAHA	345.0	Free Practice Nr. 3

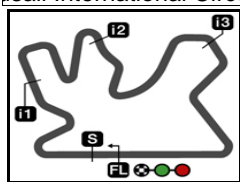
These data/results cannot be reproduced, stored and/or transmitted in whole or in part by any manner of electronic, mechanical, photocopying, recording, broadcasting or otherwise now known or herein after developed without the previous express consent by the copyright owner, except for reproduction in daily press and regular printed publications on sale to the public within 60 days of the event related to those data/results and always provided that copyright symbol appears together as follows below.

© DORNA, 2022

Official MotoGP Timing by TISSOT
www.motogp.com

Doha, Saturday, March 05, 2022





5380 m.

GRAND PRIX OF QATAR

Qualifying Nr. 2

Best Partial Times

MotoGP™

IT Ideal Lap Time, sum of the best partial times

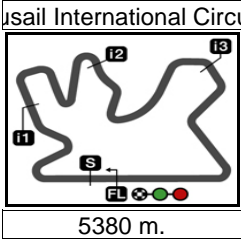
BT Best Lap Time

T1		T2		T3		T4				<i>IT</i>	<i>BT</i>	
<i>Pos</i>	<i>Rider</i>	<i>Time</i>	<i>Rider</i>	<i>Time</i>	<i>Rider</i>	<i>Time</i>	<i>Rider</i>	<i>Time</i>	<i>Pos</i>	<i>Rider</i>		
1	J.MARTIN	24.567	J.MILLER	29.340	M.MARQUEZ	27.886	J.MARTIN	31.008	1	J.MARTIN	1'53.011	1'53.011 (1)
2	E.BASTIANINI	24.644	P.ESPARGARO	29.364	A.ESPARGARO	27.892	J.MILLER	31.138	2	E.BASTIANINI	1'53.158	1'53.158 (2)
3	A.ESPARGARO	24.644	A.ESPARGARO	29.392	A.RINS	27.906	B.BINDER	31.169	3	J.MILLER	1'53.159	1'53.298 (4)
4	P.ESPARGARO	24.650	E.BASTIANINI	29.395	B.BINDER	27.931	E.BASTIANINI	31.182	4	A.ESPARGAR	1'53.218	1'53.319 (5)
5	J.MIR	24.654	M.MARQUEZ	29.423	J.MARTIN	27.931	M.MARQUEZ	31.183	5	P.ESPARGAR	1'53.276	1'53.346 (6)
6	F.QUARTARARO	24.677	F.BAGNAIA	29.436	E.BASTIANINI	27.937	J.MIR	31.185	6	M.MARQUEZ	1'53.283	1'53.283 (3)
7	J.MILLER	24.680	B.BINDER	29.494	F.BAGNAIA	27.968	P.ESPARGARO	31.227	7	B.BINDER	1'53.329	1'53.350 (7)
8	B.BINDER	24.735	J.MIR	29.499	J.MILLER	28.001	F.BAGNAIA	31.235	8	J.MIR	1'53.347	1'53.407 (8)
9	F.BAGNAIA	24.745	A.RINS	29.500	J.MIR	28.009	A.RINS	31.252	9	F.BAGNAIA	1'53.384	1'53.411 (9)
10	M.MARQUEZ	24.791	J.MARTIN	29.505	F.QUARTARARO	28.013	A.ESPARGARO	31.290	10	A.RINS	1'53.481	1'53.481 (10)
11	A.RINS	24.823	F.MORBIDELLI	29.522	P.ESPARGARO	28.035	F.QUARTARARO	31.354	11	F.QUARTARAR	1'53.567	1'53.635 (11)
12	F.MORBIDELLI	24.841	F.QUARTARARO	29.523	F.MORBIDELLI	28.050	F.MORBIDELLI	31.510	12	F.MORBIDELLI	1'53.923	1'53.982 (12)

These data/results cannot be reproduced, stored and/or transmitted in whole or in part by any manner of electronic, mechanical, photocopying, recording, broadcasting or otherwise now known or herein after developed without the previous express consent by the copyright owner, except for reproduction in daily press and regular printed publications on sale to the public within 60 days of the event related to those data/results and always provided that copyright symbol appears together as follows below.
© DORNA, 2022

Official MotoGP Timing by TISSOT
www.motogp.com






5380 m.

GRAND PRIX OF QATAR

Qualifying Nr. 2

Fastest Laps Sequence

<i>Practice Time</i>	 <i>Rider</i>	<i>Nation</i>	<i>Motorcycle</i>	<i>Time</i>	<i>Km/h</i>	<i>Rider's Lap</i>
4'03.248	41 Aleix ESPARGARO	SPA	APRILIA	1'53.895	170.0	2
4'07.334	93 Marc MARQUEZ	SPA	HONDA	1'53.566	170.5	2
6'01.762	43 Jack MILLER	AUS	DUCATI	1'53.411	170.7	3
11'58.921	93 Marc MARQUEZ	SPA	HONDA	1'53.283	170.9	5
13'47.962	89 Jorge MARTIN	SPA	DUCATI	1'53.011	171.3	6

These data/results cannot be reproduced, stored and/or transmitted in whole or in part by any manner of electronic, mechanical, photocopying, recording, broadcasting or otherwise now known or herein after developed without the previous express consent by the copyright owner, except for reproduction in daily press and regular printed publications on sale to the public within 60 days of the event related to those data/results and always provided that copyright symbol appears together as follows below.

© DORNA, 2022

Official MotoGP Timing by **TISSOT**
www.motogp.com

Doha, Saturday, March 05, 2022

